



P.O. Drawer 5548 • Thibodaux, LA 70302 • Telephone 985.446.8427  
Thibodaux 800.834.8832 Fax 985.446.8459 • Raceland 800.794.3160 Fax 985.537.7707

**Charlotte A. Randolph, Parish President**

**Office of the Parish President**

**BUDGET MESSAGE**

**SUBMITTED October 1, 2005**

To the Citizens of the Parish and Members of the Lafourche Parish Council:

In accordance with Article VI, Sections A, B, C, and D of the Lafourche Parish Home Rule Charter effective January 1, 2005, enclosed is the 2006 Operating Budget and the 2006 Capital Budget for the Lafourche Parish Government. The Year 2006 Budget has been prepared to maintain all individual funds with a positive fund balance as of December 31, 2006. The purpose of this Budget Message is to present fiscal recommendations and to identify objectives for the coming year as well as the underlying assumptions made in the projection of the revenues and related expenditures of the operations of the Parish Government.

The Budget is presented on a “line item” basis. Each item of revenue and expenditure is identified for your review. The summary of Year 2006 revenues, inclusive of fund balances necessary to balance operations, will be \$54,650,926 equaling anticipated expenditures of \$54,650,926

Preparation of annual operating and capital budgets for submittal to the Parish Council is the shared responsibility of the Parish Director of Finance, the Parish Administrator, the Parish President, and the appropriate operating department heads. While the Finance Director begins this process by providing the historical data, the department heads are responsible to project program expenditures and needed improvements. The year 2006 annual budget was prepared using worksheets supplied by the Director of Finance and is based upon past operating history and the projected needs and changes for the next fiscal period. Department Managers and Directors worked with their Fund Accountant within the Department of Finance to complete their budget projections based on documented justification. After the budgets have been completed for each fund, they are submitted to the Parish Administrator and the Parish President, whose responsibility is to review them with the appropriate department head, i.e., Director of Finance, Director of Public Works, Director Economic Development, Director of Community Services, and the Director of Public Facilities and Recreation. Once adjustments have been made by the Parish Administrator and the Parish President, the budget is submitted to the Parish Council for final approval. After the Council approves the annual operating budget, and the capital outlay budget, the budget data is recorded in the accounting records of the parish.

As of June 1, 2005, the Parish Government converted all financial data to the new MUNIS software. In addition to the conversion of the 2005 financial data, the chart of accounts utilized by the parish was redesigned using the Legislative Auditor’s recommended Chart of Accounts. Therefore, the 2006 revenue and expenses are grouped according to the new chart of accounts and are in line with the format of the annual audit. The conversion of this information was done in the middle of the fiscal year. Therefore the 2005 detail for the first half of 2005 was converted as “conversion entries”. The historical data from 2004 was

Charlotte A. Randolph	Parish President	Mark Atzenhoffer	District 5
Tyrone Williams	District 1	Lindel Toups	District 6
Michael Delatte	District 2	Phillip Gouaux	District 7
Michael Matherne	District 3	Brent Callais	District 8
Tommy Lasseigne	District 4	Daniel Lorraine	District 9

transferred over as totals to the new software system. The historical data for 2004, the 2004 audit, and the 2004 audit entries have been provided from the old software system for your reference (Section ) The parish has hard copies of all of the historical data and will maintain the old financial software for a period of five years.

In 2004, the parish government embarked on the first major technology upgrade since the mid - 1980' s. This upgrade included the purchase of an additional 25 computers (36 were purchased in 2004), a new mirrored server network, and the MUNIS integrated financial software. This upgrade will continue in 2006.

In an effort to better utilize our tax revenues, the Administration, with Council support, pursued the rededication of the Street Light millage and the Health Unit portion of the Health/Library/Drainage millage. This rededication has provided additional support and services for Senior Citizens, expanded health activity services such as the Animal Shelter, Mosquito Abatement, and other health related programs, and to repair many of the parish buildings that have been neglected for years. The rededication of the Street Light funds provides for nuisance abatement such as derelict structures, tall grass, etc.

## **ECONOMIC CONDITIONS**

Lafourche is one of the fastest growing parishes in the state and continues to experience an increase in residential construction. With this growth comes a greater demand for services. The 2006 Operations and Capital Budgets represent the collaborative effort of the Councilmen, the Administration, and Parish departments and agencies including representatives of the Lafourche Parish Sheriff' s Department, the District Attorney' s Office, the Judges, the Health Unit, and other underlying entities. While the 2006 revenues do not provide the fiscal basis to fund every request submitted, it does address the most urgent needs of the Parish as identified by Councilmen, the Administration and agency representatives. The requests that were submitted by the participants in this collaborative effort provide the basis for long-term financial planning.

Lafourche Parish offers many opportunities to the business community, such as a qualified workforce and quality public education including a two-year technical college and a four-year accredited university. Complimenting a strategic location along the Gulf, Lafourche offers a great resource in Bayou Lafourche and a strong community with a positive work ethic. The wetlands and waters that surround Lafourche have provided bountiful seafood and other natural resources. From the cane fields to the oilfields, from the bottomland swamp to the sea, Lafourche and its residents harvest the resources that "Feed and Fuel America." In 2005, the Lafourche Parish Government based the development of its logo and slogan on the activities of our parish that "Feed and Fuel America."

## **TRANSITIONING FROM 2005 TO 2006**

To the extent that financial stability is maintained by the Parish Government, it is provided through General Sales Tax collections, which equals \$11,280,000 and ad valorem taxes of \$9,294,072. Combined with funding from grants, state revenue sharing, fees, licenses, permits and other sources, expected revenue for 2006 total \$35,106,014 The difference of \$19,537,422 represents 2005 projects that will be carried over into 2006 and the use of fund balances in various accounts.

This Administration is committed to the continuation of sound fiscal responsibility as we seek to meet the growing needs of the Parish. As a result, we will continue our current emphasis on the expanded use of new technology, equipment, and effective leadership to enhance productivity with our resources, with increased emphasis on economic development. To support and encourage private investment in Lafourche, the Parish is fiscally committed to invest substantial funding in improvements in parish roads, drainage and other

infrastructure. Lafourche officials are also determined to find additional revenues via federal, state and private sources.

The 2006 Operations and Capital Budgets fund a variety of continuing programs and services such as solid waste collection, community services, Head Start, 911 and permitting. State and federal funding provide services to the elderly, the needy, our veterans, and youth. Specific increases in the following areas provide for additional operational costs over 2005 figures:

▶ General Liability Insurance	4%
▶ Employee Health Benefits	3%
▶ District Attorney Staff Raises & Benefits	11%
▶ Detention Center Support	9%

## GENERAL FUND

The General Fund accounts for all revenues and expenditures of the Lafourche Parish Government which are not accounted for in other funds. This fund generally receives the greatest variety of revenue: taxes, licenses and permits, intergovernmental grants, and miscellaneous sources (i.e., interest earnings, rents). The General Fund, unlike other funds, finances a wider range of activities that cover most of the current operations of a governing body. The General Fund is used to account for all financial resources except those required to be accounted for in another fund. Revenues derived by the General Fund are collected in the form of ad valorem, and sales taxes. With a variety of additional revenues, the total revenues for 2006 are \$5,623,428.

The transfers out of the General Fund in support of other activities and funds total \$874,954. Expenditures in the General Fund total \$6,273,867 for the Year 2006.

Historically, the General Fund would not balance without supplemental funding from Royalty Funds and/or General Fund balances. Along with the Parish's growth factor, the cost to provide legislated mandated services has continued to rise. Funding for facilities and services in the offices of the Sheriff, the District Attorney, City Court and Judicial District Judges are funded with General Fund dollars. Expenditures in areas including the Detention Center and the Juvenile Justice Center have increased tremendously as the population of the parish prison rises, forcing the Parish to house both adult and juvenile offenders in facilities outside of the parish. Funding for these services provided by the General Fund is proposed in the amount of \$2,683,783 for 2006.

The General Fund is supported by a constitutionally set alimony tax of 4 mills. Lafourche Parish Government has continually allowed this funding level to drop in accordance with reassessments. As a result, the revenues for the General Fund have not been increased to accommodate the increased levels of mandated support. Currently the General Fund is supported by 2.83 mills in addition to a separate .76 mills instituted prior to the constitutionally set 4 mills. The combined total of 3.59 mills generates approximately \$1,507,800 of collectable revenue for the general fund.

**Fiscal Recommendation:** To continue to monitor the revenues derived from the state and to identify other sources of revenue through grants and economic development and to increase support of the General Fund to the previous 2003 level of 3.17 mills and .86 mills.

**ROYALTY FUNDS**

In 2006, Royalty Funds are used to support the Drainage Fund, Roads and Bridges, and special projects such as the Leon Theriot Lock project.. In addition, these funds are used to support bond requirements such as parity, reserves, and debt service.

In 2006 the transfers from Royalty Funds are as follows:

Transfer to Road & Bridges	\$1,150,000
Transfer to Drainage	\$1,000,000
Transfer to Coastal Zone Management	\$ 800,000
<u>Transfer to Sinking Fund 3, 5, 6</u>	<u>\$ 846,064</u>
For a total of	\$3,796,064

**Fiscal Recommendation:** To continue to analyze these revenues to ensure that bond covenants are met and other needs of the parish are funded.

**DRAINAGE FUND**

The Lafourche Parish Drainage Funds are used to account for the maintenance, improvements, and repairs to the gravity drainage systems in the Parish. Financing is provided primarily by ad valorem taxes.

Supplemental Funding is provided by Royalty Funds and FEMA Grants for the following projects initiated in 2005:

- ▶ Nolan Touns Subdivision
- ▶ Twin Oaks Subdivision
- ▶ West Thibodaux Subdivision
- ▶ Clovelly Road

Capital Outlay projects included in the 2006 Operating and Maintenance Budget include the following roll-over projects from the 2005 fiscal year:

- ▶ State Wide Flood Control match for Nolan Touns, LeBlanc Drive, Ozia Skyline, and West 54th Street
- ▶ Leighton Pump Station
- ▶ Choupic Levee

The combined revenues and transfers in for 2006 are \$3,746,219. The Drainage Funds have a projected fund balance of \$177,518.

**Fiscal Recommendation:** The Public Works Department will continue to enter cooperative endeavor agreements with the various Drainage and Levee Districts within the parish in order to pool resources—both personnel and equipment—so the drainage needs of the citizens of Lafourche Parish can be addressed in the most efficient manner. In addition, the Department of Public Works will continue to replace outdated equipment in order to maintain and increase the draining capacity of the parish. Since the major portion of funding expires in 2006 (3.34 mills) a millage renewal will be explored.

## ROADS & BRIDGES FUND

The Roads and Bridges Fund is used to account for maintenance of parish highways, streets, and bridges. Financing has been provided by the appropriation of sales taxes and entitlement from the State's Parish Transportation Fund. Revenues received from the Parish Transportation Act provide \$516,500 in 2006. In order to address the needs of the residents of Lafourche Parish, the Council approved a 20 year \$15 million dollar road bond issue in order to repair the road infrastructure of the parish. The anticipated completion date of this major infrastructure improvement is mid 2007.

**Fiscal Recommendation:** To continue to monitor the financial stability of the revenues and to implement a plan to address future funding needs.

## ROAD SALES TAX DISTRICTS

There are currently four (4) Road Sales Tax Districts within the Parish. These taxing districts provide for the repayment of bonds issued to construct, improve, maintain and resurface public roads in the respective districts. Revenues in excess of debt service can be used for the same purposes in the respective districts. The projected funds available for road construction projects for the Road Sales Tax Districts are as follows:

▶ District 2	\$ 1,000,000 (estimated)
▶ Districts 3, 5,6	\$11,853,280

Road Sales Tax District No. 5 has a projected 2006 fund balance of \$103,655, however, the sales tax collections in this district have been short of debt service and these funds are currently being used to support the annual debt service.

The 2005 Road Bond issue is supported by excess revenues of the sales tax districts and the Royalty Fund. The total debt service in 2006 for all road construction in progress and completed in prior years is \$5,710,781.

**Fiscal Recommendations:** To continue to monitor the revenues generated from the Road Sales Tax Districts and insure that revenues are credited to the correct districts.

## BUILDING & MAINTENANCE

Funding to supplement long-awaited repairs and renovations in Parish buildings, including renovations at the Barrios Building and the construction and creation of a South Lafourche Annex next door to the proposed Galliano Library, were included in the 2005 Operations and Maintenance Budget. These projects will be completed in the 2006 budget year. Additional funding for the Historic Courthouse renovations will be received from the Lorio Foundation as a part of a two-year award totaling \$224,000 to be received in 2005 and 2006. The remaining \$195,000 in construction on the Historic Courthouse project is expected to be completed in 2006.

Capital Outlay projects carried over in the 2006 Operating and Maintenance Budget are as follows:

- ▶ Historic Courthouse
- ▶ South Lafourche Annex
- ▶ Ag Building – Raceland
- ▶ Whitney Building

## HEALTH UNIT FUND

The Health Unit Fund is used to account for the operations of the Parish health unit. Financing is provided primarily by ad valorem taxes and state revenue sharing.

The projected revenues for 2006, including the transfer in from the 2004 Rededication Fund, are \$705,569. Mosquito control, as well as other health-related services are provided in the 2006 Budget. In 2005, \$1,968,384 was budgeted for the completion of the Health Unit renovation and construction projects for the facilities in Thibodaux along with finishing touches to the facility in Galliano. In 2006, \$1,072,281 of this project will be carried over in order to complete the project.

**Fiscal Recommendation:** To continue to work with the Health Unit to monitor the community concerns of the citizens of Lafourche Parish.

## RECREATION FUNDING

Capital Outlay Projects within the parish-wide component of the 2006 recreation budget total \$72,000. In addition, these expenditures maintain facilities and support recreational programs throughout the parish. Also, these funds further the Lafourche on the Move program designed to improve health and access to recreation facilities.

**Fiscal Recommendation:** To continue to work with the parish recreation districts to ensure that the citizens of the parish are provided with the programs, activities, and access they want.

## DEBT SERVICE FUNDS

All debt service funds of the Parish are being maintained in good financial condition. Adequate revenues are available to meet expenditure needs in Year 2006. The Parish's total outstanding debt as of December 31, 2005 will be \$44,055,000. The annual principal and interest debt service due in 2006 is \$5,963,122. At the end of fiscal year 2006, the outstanding debt will total \$40,035,000.

## 2005 ACCOMPLISHMENTS

### GENERAL GOVERNMENT

\$15 million road bond issue

Technology upgrade (Detail provided on page 16 of the 2004 Single audit Reports and Management Letter)

### PUBLIC WORKS

Edgar Guidry Pump Addition

Natural Gas Pump Addition

Thoroughbred Pump Addition

Labutte Pump Addition

Serigny/Mobley Levee

Mobley Levee

Allied Shipyard Levee

40 Arpent Canal Bridge Crossing

Delmar Drainage

West Thibodaux Drainage

Nolan Toups

Tauzin Pump Station Replacement

#### **Outfall Canals (47)**

28 Arpent behind Ledet Drive (Thibodaux)

Leverf Outfall

Howard Pertuit

Holy Rosary Church

Frankie Falgoust

Johnny Rogers

Tony Duet

Glenn Gisclair

40 Arpent on the east side going to Jimmy Badeaux property

Burma Road

Hollywood Canal

Degravelle Ditch

Devillier Ditch

Midway Ditch

Daniel Hebert

Parr Pump Road Canal

East 12<sup>th</sup> Canal

Loccoco

Satsuma Ditch

David Cheramie North Side

East 73<sup>rd</sup> Place canal

Whitney Galjour Canal

Jerry Savoie Outfall

40 Arpent – Valerie Canal to Breton Canal

40 Arpent - Valentine

Laurell Valley Canal

St. Charles ByPass Road ditches

Eric Vizier West 184<sup>th</sup> – West 183<sup>rd</sup>

Don Egle West 122<sup>nd</sup>, 123<sup>rd</sup>, and 124<sup>th</sup> Galliano Connection

Bobby Hebert South Old Safari Heights

Frank Stouder East 37<sup>th</sup> Place East 37<sup>th</sup> Street

Jerry Ledet West 201, 202 & 203  
Adam Blouin st. Mary Church  
Delta Farm  
Lil Al' s Canal  
Company Canal off of Talbot extension  
Emerald Park  
Bayou Bouef & Kraemer Area Canal  
Ron Pon Pon Canal North Side  
Blouin Canal  
Dumar Outfall  
Greenville Outfall  
Calvin Plaisance Canal  
Pat Pitre Canal  
Wayne Leblanc Canal  
Robichaux canal  
Sako Canal

**Pump Reservoirs**

Twin Oaks  
Barrios Pump  
40 Arpent (Hyy 182 to Hwy 652)

**Levees**

Recapping Freddie Breaux Levee  
Ludevine Levee  
Serigny/Mobley Levee  
Choupic Levees  
Lil Al' s Levee  
Twin Oaks Protection Levee  
Recapping levee from Dirt Bridge to St. James Bridge  
Recapping from Shanney Bayou Bridge to Legendre Bridge  
Recapping Levee North side Choctaw  
Recapping Levee South side Choctaw  
Building up levees in Point Au Chene  
Timberland Levee

**ECONOMIC DEVELOPMENT**

Capital Outlay application for three (3) major projects  
Recreational Trails Grant (Received August 2005)  
Statewide Flood Control application for four (4) major projects  
Federal Appropriations  
Delta Regional Authority Application

**BUILDING AND MAINTENANCE**

Renovation of Council Chambers  
Renovation of Barrios Building  
Historic Courthouse Roof  
Barrios Building Roof  
Purchase of the Whitney Building

## CONTINUING FISCAL MEASURES

Research and planning is continuing on the following fronts:

- ▶ To restructure millages to address the current and future needs of Lafourche Parish
- ▶ To continue to address and fund a parish wide drainage program
- ▶ To establish multi-year budgeting based on Parish priorities

## SUMMARY

This Administration is committed to working with the Council and the citizens of Lafourche Parish to not only address the current needs of the parish, but to provide the fiscal responsibility that addresses future needs.

This Budget provides critical services needed by the community. The demand for the related costs of providing services continues to increase. It is essential that we continue the realization of productivity gains by the effective utilization of available resources. In short, the real challenge presented to Parish Government is that we make the critical decisions at the appropriate time which will result in realized efficiency, and in turn, provide the highest level of services available to the citizens of Lafourche Parish.

I would like to thank our Sheriff, Craig Webre, for his successful collection of our taxes and the professionalism of his office in providing this service. I would like to thank the School Board for their accounting and timely reports pertaining to the sales tax collections of the parish. I would like to give special recognition and thanks to our Assessor, Mr. Mike Martin, for his efforts in completing our parish assessment and his commitment to working with all of the elected officials.

Finally, I would like to end this budget message by thanking each and every one of you for your support and cooperation in the operation of Lafourche Parish. And most importantly, thanks to our dedicated employees for their hard work, services, and commitment to making Lafourche Parish proud.

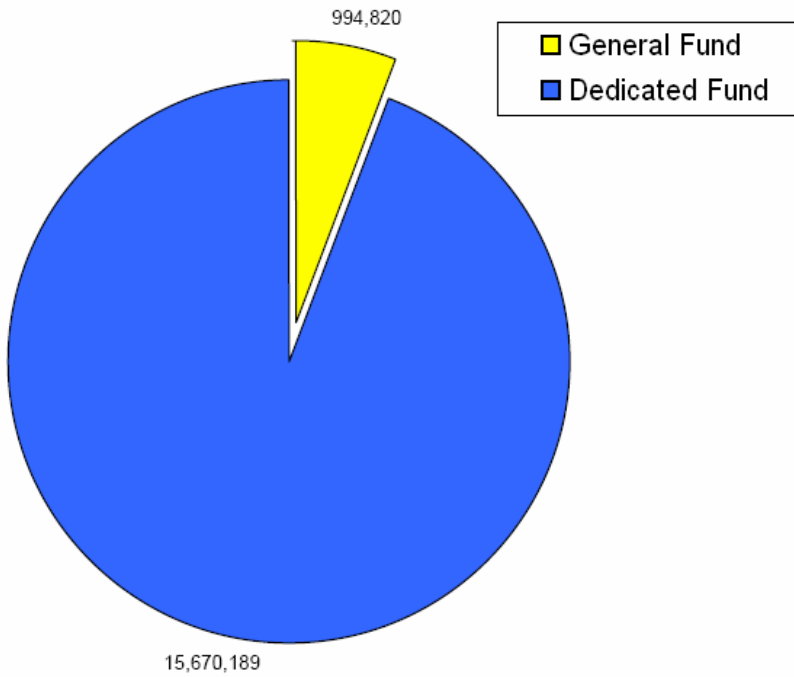
Therefore, Chairman Matherne and distinguished members of the Parish Council, as President of Lafourche Parish, I hereby duly submit this message, with its accompanying line item budget and five year capital budget, for your consideration and adoption. I welcome your suggestions and input and encourage you to continue to provide new vision and discuss any ideas or concerns you may have with me, my staff, or any of my directors.

A copy of the 2006 Proposed Budget is available for public viewing on the first floor of the Lafourche Parish Government Complex Building at 402 Green Street, Thibodaux, Louisiana.

Respectfully

Charlotte A. Randolph  
Parish President

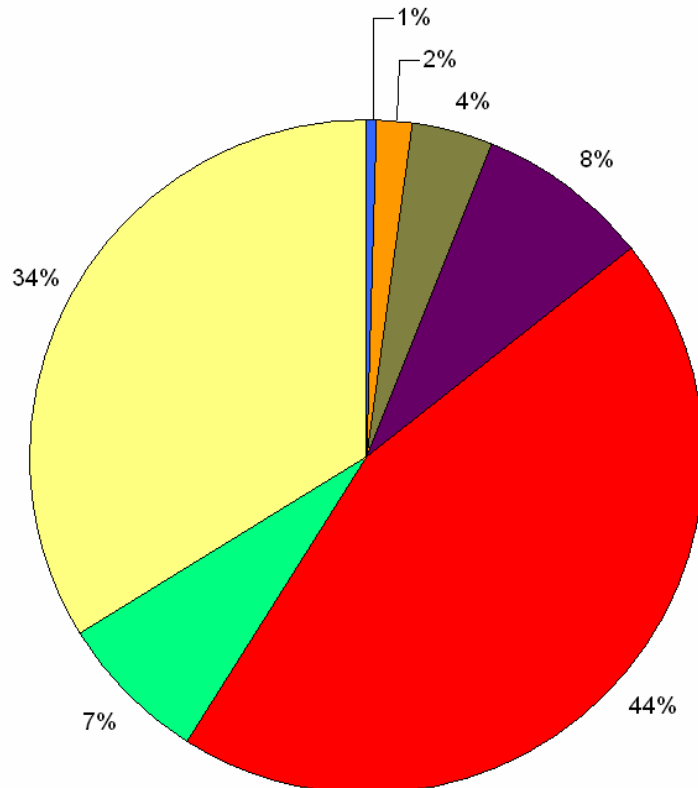

**Fund Balance  
Exhibit A**



The projected ending fund balance for all funds for the end of 2006 is \$16,665,009. The General Fund accounts for approximately 6% of the total fund balance.

Demand for services has increased while the level of General Fund revenue has remained flat since 2000.

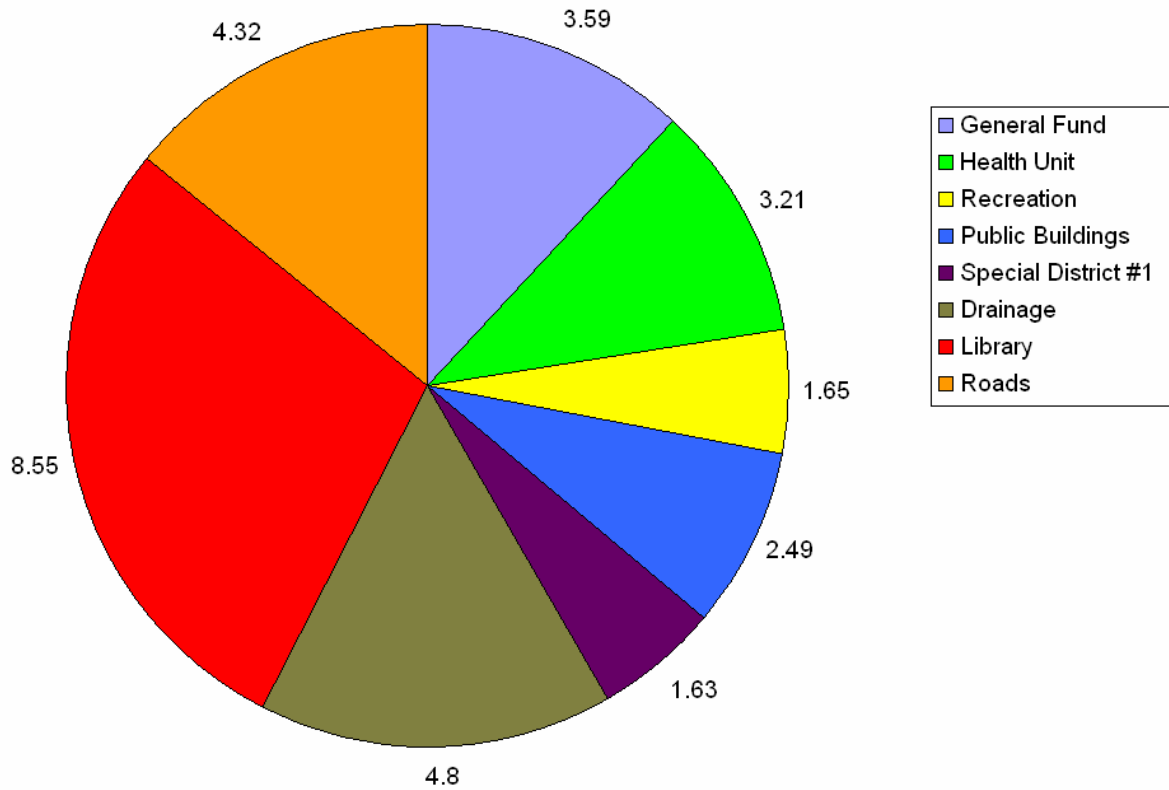
**Dedicated Fund Balance  
Exhibit B**



The remaining 94% of the total 2006 fund balance are dedicated for the purposes of the specific millages.

The level of these revenues has also remained flat while the demand for repairs, maintenance, and drainage projects has increased.

**Millages  
Exhibit C**



- The parish wide millages collected for local government services are 30.24.
- Library millages are included due to the amount of library construction that must flow through the parish. All library buildings are owned by the parish government and included in the parish assets.
- In 2006 41% of the millages in the above pie chart expire – Health Unit, Recreation, Public Buildings, Drainage, Library, Roads.
- In 2008, 30% (Roads @ 4.32 Health @2.69, Library @.84, Drainage @ 1.46) of the remaining millages expire.
- In 2014, 5% of the millages expire (Special Service District #1 @ 1.63)

\* All library funds for construction and renovation must flow through the parish. Library buildings are owned by the parish government.

**LAFOURCHE PARISH**  
**CONSOLIDATED OPERATING AND CAPITAL BUDGET SUMMARY STATEMENT**  
**FISCAL YEAR ENDING DECEMBER 31, 2006**

Description	Prior Year Actual 2004	2005 Original Budget	2005 Revised Budget	2005 Unaudited Estimates	2006 Budget
<b><u>FUND BALANCE</u></b>	(40,577,489)	(37,364,533)	(37,364,533)	(37,364,533)	(36,260,010)
<b><u>REVENUES</u></b>					
TAXES		(21,958,661)	(22,193,774)	(22,193,774)	(22,327,339)
LICENSES & PERMITS		(1,521,500)	(1,321,500)	(4,891,500)	(1,273,600)
INTERGOVERNMENTAL		(11,887,814)	(13,421,201)	(9,851,201)	(8,800,828)
CHARGES FOR SERVICES		(338,300)	(338,300)	(338,300)	(390,400)
FINES & FORFEITURES		(671,900)	(671,900)	(671,900)	(614,827)
INVESTMENT EARNINGS		(349,942)	(352,020)	(366,020)	(759,093)
OTHER REVENUES		(16,474,322)	(18,256,546)	(18,256,546)	(685,634)
<b>REVENUES</b>	<b>(37,216,279)</b>	<b>(53,202,439)</b>	<b>(56,555,240)</b>	<b>(56,569,241)</b>	<b>(34,851,721)</b>
<b><u>EXPENSES</u></b>					
SALARIES & WAGES		9,247,056	9,283,454	9,278,455	9,118,738
EMPLOYEE BENEFITS		3,856,818	3,757,591	3,751,891	3,596,078
OPERATING SERVICES		31,393,867	33,574,699	20,830,293	21,823,269
PROFESSIONAL SERVICES		1,146,798	1,457,562	1,285,925	3,083,250
OTHER SERVICES		1,692,654	1,709,507	1,708,507	1,476,421
SUPPLIES		3,322,336	3,437,878	2,972,616	2,863,332
MISCELLANEOUS		3,030,824	3,107,068	3,078,069	3,067,733
DEBT SERVICE		6,658,866	6,688,798	6,768,202	5,882,964
CAPITAL OUTLAY		9,021,430	9,159,704	7,559,093	4,365,727
<b>EXPENSES</b>	<b>40,207,773</b>	<b>69,370,648</b>	<b>72,176,260</b>	<b>57,233,048</b>	<b>55,277,512</b>
<b>TRANSFERS IN</b>	<b>(15,301,756)</b>	<b>(31,372,608)</b>	<b>(33,462,995)</b>	<b>(19,110,702)</b>	<b>(28,505,317)</b>
<b>TRANSFERS OUT</b>	<b>15,388,070</b>	<b>33,662,995</b>	<b>33,764,483</b>	<b>19,550,741</b>	<b>28,505,317</b>
<b>NET CHANGE IN CURRENT REVENUES &amp; OTHER SOURCES OVER EXPENDITURES &amp; OTHER USES</b>	<b>3,076,246</b>	<b>18,454,496</b>	<b>15,618,408</b>	<b>1,104,523</b>	<b>20,425,791</b>
<b>EXCESS DEFICIENCY OF MEANS OF FINANCING OVER EXPENDITURES</b>	<b>(37,364,534)</b>	<b>(18,905,937)</b>	<b>(21,442,025)</b>	<b>(36,260,010)</b>	<b>(15,834,219)</b>

Revised 12/21/05

**LAFOURCHE PARISH**  
**CONSOLIDATED OPERATING AND CAPITAL BUDGET SUMMARY STATEMENT**  
**FISCAL YEAR ENDING DECEMBER 31, 2006**

	Prior Year Actual 2004	2005 Original Budget	2005 Revised Budget	2005 Unaudited Estimates	2006 Budget
<b>Fund: 001      General Fund</b>					
<b><u>FUND BALANCE</u></b>	(4,012,905)	(3,574,073)	(3,574,073)	(3,574,073)	(2,520,213)
<b><u>REVENUES</u></b>					
TAXES		(3,839,974)	(3,839,974)	(3,839,974)	(3,586,706)
LICENSES & PERMITS		(1,521,500)	(1,321,500)	(1,321,500)	(1,273,600)
INTERGOVERNMENTAL		(561,141)	(561,141)	(561,141)	(560,250)
CHARGES FOR SERVICES		(5,900)	(5,900)	(5,900)	(3,900)
FINES & FORFEITURES		(59,400)	(59,400)	(59,400)	(59,700)
INVESTMENT EARNINGS		(84,600)	(84,600)	(84,600)	(102,272)
OTHER REVENUES		(15,000)	(18,990)	(18,990)	(37,000)
<b>REVENUES</b>	<b>(6,269,575)</b>	<b>(6,087,515)</b>	<b>(5,891,505)</b>	<b>(5,891,505)</b>	<b>(5,623,428)</b>
<b><u>EXPENSES</u></b>					
SALARIES & WAGES		2,576,013	2,571,389	2,571,389	2,769,788
EMPLOYEE BENEFITS		921,835	880,025	880,025	864,752
OPERATING SERVICES		465,636	437,386	437,386	298,490
PROFESSIONAL SERVICES		262,966	293,916	293,916	227,311
OTHER SERVICES		507,334	515,935	515,935	522,201
SUPPLIES		283,623	290,623	290,623	310,745
MISCELLANEOUS		1,275,780	1,303,578	1,274,579	1,103,580
DEBT SERVICE		1,000	1,000	1,000	1,000
CAPITAL OUTLAY		646,637	650,961	650,961	176,000
<b>EXPENSES</b>	<b>6,687,541</b>	<b>6,940,824</b>	<b>6,944,814</b>	<b>6,915,815</b>	<b>6,273,867</b>
<b>TRANSFERS IN</b>	<b>(568,000)</b>	<b>(226,337)</b>	<b>(226,337)</b>	<b>(226,337)</b>	<b>0</b>
<b>TRANSFERS OUT</b>	<b>588,866</b>	<b>255,887</b>	<b>255,887</b>	<b>255,887</b>	<b>1,009,954</b>
<b>NET CHANGE IN CURRENT REVENUES &amp; OTHER SOURCES OVER EXPENDITURES &amp; OTHER USES</b>	<b>438,832</b>	<b>882,859</b>	<b>1,082,859</b>	<b>1,053,860</b>	<b>1,660,393</b>
<b>EXCESS DEFICIENCY OF MEANS OF FINANCING OVER EXPENDITURES</b>	<b>(3,574,073)</b>	<b>(2,691,214)</b>	<b>(2,491,214)</b>	<b>(2,520,213)</b>	<b>(859,820)</b>

Revised 11/30/05

**LAFOURCHE PARISH**  
**CONSOLIDATED OPERATING AND CAPITAL BUDGET SUMMARY STATEMENT**  
**FISCAL YEAR ENDING DECEMBER 31, 2006**

	Prior Year Actual 2004	2005 Original Budget	2005 Revised Budget	2005 Unaudited Estimates	2006 Budget
<b>Fund: 101     Animal Shelter</b>					
<b><u>FUND BALANCE</u></b>	0	(101,716)	(101,716)	(101,716)	(243,529)
<b><u>REVENUES</u></b>					
INTERGOVERNMENTAL		0	(210,000)	(210,000)	0
CHARGES FOR SERVICES		0	0	0	(5,000)
OTHER REVENUES		0	0	0	(10,000)
<b>REVENUES</b>	<b>0</b>	<b>0</b>	<b>(210,000)</b>	<b>(210,000)</b>	<b>(15,000)</b>
<b><u>EXPENSES</u></b>					
SALARIES & WAGES		0	0	0	44,200
EMPLOYEE BENEFITS		0	0	0	25,584
OPERATING SERVICES		0	0	0	27,000
PROFESSIONAL SERVICES		13,347	7,789	7,789	25,000
OTHER SERVICES		0	0	0	35,973
SUPPLIES		89,346	92,473	92,473	40,900
CAPITAL OUTLAY		407,307	409,738	312,448	97,290
<b>EXPENSES</b>	<b>48,824</b>	<b>510,000</b>	<b>510,000</b>	<b>412,710</b>	<b>295,947</b>
<b>TRANSFERS IN</b>	<b>(150,540)</b>	<b>(344,523)</b>	<b>(344,523)</b>	<b>(344,523)</b>	<b>(55,000)</b>
<b>TRANSFERS OUT</b>	<b>0</b>	<b>0</b>	<b>0</b>	<b>0</b>	<b>0</b>
<b>NET CHANGE IN CURRENT REVENUES &amp; OTHER SOURCES OVER EXPENDITURES &amp; OTHER USES</b>	<b>(101,716)</b>	<b>165,477</b>	<b>(44,523)</b>	<b>(141,813)</b>	<b>225,947</b>
<b>EXCESS DEFICIENCY OF MEANS OF FINANCING OVER EXPENDITURES</b>	<b>(101,716)</b>	<b>63,761</b>	<b>(146,239)</b>	<b>(243,529)</b>	<b>(17,582)</b>

revised 11/30/05

**LAFOURCHE PARISH**  
**CONSOLIDATED OPERATING AND CAPITAL BUDGET SUMMARY STATEMENT**  
**FISCAL YEAR ENDING DECEMBER 31, 2006**

	Prior Year Actual 2004	2005 Original Budget	2005 Revised Budget	2005 Unaudited Estimates	2006 Budget
<b>Fund: 102      Building Maintenance</b>					
<b><u>FUND BALANCE</u></b>	(1,365,352)	(1,480,396)	(1,480,396)	(1,480,396)	(1,081,706)
<b><u>REVENUES</u></b>					
TAXES		(1,030,393)	(1,030,393)	(1,030,393)	(1,008,152)
INTERGOVERNMENTAL		(214,840)	(214,840)	(214,840)	(102,500)
INVESTMENT EARNINGS		(8,720)	(8,720)	(8,720)	(11,208)
OTHER REVENUES		0	(2,546,000)	(2,546,000)	0
<b>REVENUES</b>	<b>(1,731,562)</b>	<b>(1,253,953)</b>	<b>(3,799,953)</b>	<b>(3,799,953)</b>	<b>(1,121,860)</b>
<b><u>EXPENSES</u></b>					
SALARIES & WAGES		366,227	366,227	366,227	358,908
EMPLOYEE BENEFITS		186,808	186,808	186,808	191,191
OPERATING SERVICES		2,256,632	2,302,417	2,302,417	572,757
PROFESSIONAL SERVICES		25,158	33,287	33,287	35,100
OTHER SERVICES		207,710	207,022	207,022	194,301
SUPPLIES		101,677	102,122	102,122	112,000
MISCELLANEOUS		0	744	744	1,000
DEBT SERVICE		0	29,932	29,932	0
CAPITAL OUTLAY		2,608,000	2,599,586	1,470,087	1,155,000
<b>EXPENSES</b>	<b>2,066,827</b>	<b>5,752,211</b>	<b>5,828,143</b>	<b>4,698,644</b>	<b>2,620,257</b>
<b>TRANSFERS IN</b>	<b>(450,309)</b>	<b>(3,500,000)</b>	<b>(3,500,000)</b>	<b>(500,000)</b>	<b>(450,000)</b>
<b>TRANSFERS OUT</b>	<b>0</b>	<b>0</b>	<b>0</b>	<b>0</b>	<b>0</b>
<b>NET CHANGE IN CURRENT REVENUES &amp; OTHER SOURCES OVER EXPENDITURES &amp; OTHER USES</b>	<b>(115,044)</b>	<b>998,258</b>	<b>(1,471,810)</b>	<b>398,691</b>	<b>1,048,397</b>
<b>EXCESS DEFICIENCY OF MEANS OF FINANCING OVER EXPENDITURES</b>	<b>(1,480,396)</b>	<b>(482,139)</b>	<b>(2,952,207)</b>	<b>(1,081,706)</b>	<b>(33,309)</b>

revised 12/21/05

**LAFOURCHE PARISH**  
**CONSOLIDATED OPERATING AND CAPITAL BUDGET SUMMARY STATEMENT**  
**FISCAL YEAR ENDING DECEMBER 31, 2006**

	Prior Year Actual 2004	2005 Original Budget	2005 Revised Budget	2005 Unaudited Estimates	2006 Budget
<b>Fund: 103      Roads &amp; Bridges</b>					
<b><u>FUND BALANCE</u></b>	(1,475,314)	(981,195)	(981,195)	(981,195)	(185,513)
<b><u>REVENUES</u></b>					
TAXES		(1,545,622)	(1,545,622)	(1,545,622)	(1,762,718)
INTERGOVERNMENTAL		(595,600)	(595,600)	(595,600)	(606,900)
INVESTMENT EARNINGS		(5,775)	(5,775)	(5,775)	(9,336)
OTHER REVENUES		0	0	0	0
<b>REVENUES</b>	<b>(2,145,777)</b>	<b>(2,146,997)</b>	<b>(2,146,997)</b>	<b>(2,146,997)</b>	<b>(2,378,954)</b>
<b><u>EXPENSES</u></b>					
SALARIES & WAGES		2,041,416	2,041,416	2,041,416	1,880,479
EMPLOYEE BENEFITS		1,097,741	1,097,741	1,097,741	1,015,513
OPERATING SERVICES		204,481	167,591	167,591	115,000
PROFESSIONAL SERVICES		109,025	109,025	109,025	10,000
OTHER SERVICES		105,139	105,139	105,139	131,828
SUPPLIES		381,635	418,525	270,525	374,500
MISCELLANEOUS		3,805	3,805	3,805	15,000
DEBT SERVICE		100	100	100	100
CAPITAL OUTLAY		131,000	131,000	131,000	180,000
<b>EXPENSES</b>	<b>3,762,299</b>	<b>4,074,342</b>	<b>4,074,342</b>	<b>3,926,342</b>	<b>3,722,420</b>
<b>TRANSFERS IN</b>	<b>(1,122,403)</b>	<b>(1,000,000)</b>	<b>(1,000,000)</b>	<b>(1,000,000)</b>	<b>(1,230,000)</b>
<b>TRANSFERS OUT</b>	<b>0</b>	<b>16,337</b>	<b>16,337</b>	<b>16,337</b>	<b>0</b>
<b>NET CHANGE IN CURRENT REVENUES &amp; OTHER SOURCES OVER EXPENDITURES &amp; OTHER USES</b>	<b>494,119</b>	<b>943,682</b>	<b>943,682</b>	<b>795,682</b>	<b>113,466</b>
<b>EXCESS DEFICIENCY OF MEANS OF FINANCING OVER EXPENDITURES</b>	<b>(981,195)</b>	<b>(37,513)</b>	<b>(37,513)</b>	<b>(185,513)</b>	<b>(72,047)</b>

Revised 11/30/05

**LAFOURCHE PARISH**  
**CONSOLIDATED OPERATING AND CAPITAL BUDGET SUMMARY STATEMENT**  
**FISCAL YEAR ENDING DECEMBER 31, 2006**

	Prior Year Actual 2004	2005 Original Budget	2005 Revised Budget	2005 Unaudited Estimates	2006 Budget
<b>Fund: 104      Drainage Maintenance</b>					
<b><u>FUND BALANCE</u></b>	(1,849,203)	(2,207,767)	(2,207,767)	(2,207,767)	(325,730)
<b><u>REVENUES</u></b>					
TAXES		(1,979,384)	(1,979,384)	(1,979,384)	(1,940,956)
INTERGOVERNMENTAL		(1,138,298)	(1,492,102)	(1,492,102)	(167,919)
INVESTMENT EARNINGS		(8,700)	(8,700)	(8,700)	(37,344)
OTHER REVENUES		0	0	0	0
<b>REVENUES</b>	<b>(2,735,495)</b>	<b>(3,126,382)</b>	<b>(3,480,186)</b>	<b>(3,480,186)</b>	<b>(2,146,219)</b>
<b><u>EXPENSES</u></b>					
SALARIES & WAGES	0	1,248,492	1,248,492	1,248,492	1,258,091
EMPLOYEE BENEFITS	0	553,105	553,105	553,105	405,975
OPERATING SERVICES	0	864,654	854,654	854,654	465,000
PROFESSIONAL SERVICES	0	0	0	0	60,000
OTHER SERVICES	0	125,320	127,320	127,320	85,155
SUPPLIES	0	1,326,375	1,324,375	1,324,375	1,192,400
MISCELLANEOUS	0	0	0	0	0
DEBT SERVICE	0	100	100	100	100
CAPITAL OUTLAY	0	3,553,019	3,927,086	3,642,823	717,710
<b>EXPENSES</b>	<b>5,167,202</b>	<b>7,671,065</b>	<b>8,035,132</b>	<b>7,750,869</b>	<b>4,184,431</b>
<b>TRANSFERS IN</b>	<b>(2,790,271)</b>	<b>(2,388,646)</b>	<b>(2,388,646)</b>	<b>(2,388,646)</b>	<b>(1,760,000)</b>
<b>TRANSFERS OUT</b>	<b>0</b>	<b>0</b>	<b>0</b>	<b>0</b>	<b>0</b>
<b>NET CHANGE IN CURRENT REVENUES &amp; OTHER SOURCES OVER EXPENDITURES &amp; OTHER USES</b>	<b>(358,564)</b>	<b>2,156,037</b>	<b>2,166,300</b>	<b>1,882,037</b>	<b>278,212</b>
<b>EXCESS DEFICIENCY OF MEANS OF FINANCING OVER EXPENDITURES</b>	<b>(2,207,767)</b>	<b>(51,730)</b>	<b>(41,467)</b>	<b>(325,730)</b>	<b>(47,518)</b>

revised 11/30/05

**LAFOURCHE PARISH**  
**CONSOLIDATED OPERATING AND CAPITAL BUDGET SUMMARY STATEMENT**  
**FISCAL YEAR ENDING DECEMBER 31, 2006**

	Prior Year Actual 2004	2005 Original Budget	2005 Revised Budget	2005 Unaudited Estimates	2006 Budget
<b>Fund: 105      Street Lights</b>					
<b><u>FUND BALANCE</u></b>	(1,918,836)	(2,138,016)	(2,138,016)	(2,138,016)	(2,068,655)
<b><u>REVENUES</u></b>					
TAXES		(582,341)	(582,341)	(582,341)	0
INTERGOVERNMENTAL		(70,000)	(70,000)	(70,000)	(70,214)
INVESTMENT EARNINGS		(14,230)	(14,230)	(14,230)	(42,432)
<b>REVENUES</b>	<b>(663,189)</b>	<b>(666,571)</b>	<b>(666,571)</b>	<b>(666,571)</b>	<b>(112,646)</b>
<b><u>EXPENSES</u></b>					
OPERATING SERVICES		515,831	528,331	528,331	601,700
OTHER SERVICES		15,887	4,126	4,126	3,771
SUPPLIES		2,500	1,761	1,761	2,500
MISCELLANEOUS		1,714	1,714	1,714	2,000
DEBT SERVICE		0	0	0	100
CAPITAL OUTLAY		0	0	0	0
<b>EXPENSES</b>	<b>444,009</b>	<b>535,932</b>	<b>535,932</b>	<b>535,932</b>	<b>610,071</b>
<b>TRANSFERS IN</b>	<b>0</b>	<b>0</b>	<b>0</b>	<b>0</b>	<b>(372,155)</b>
<b>TRANSFERS OUT</b>	<b>0</b>	<b>200,000</b>	<b>200,000</b>	<b>200,000</b>	<b>0</b>
<b>NET CHANGE IN CURRENT REVENUES &amp; OTHER SOURCES OVER EXPENDITURES &amp; OTHER USES</b>	<b>(219,180)</b>	<b>69,361</b>	<b>69,361</b>	<b>69,361</b>	<b>125,270</b>
<b>EXCESS DEFICIENCY OF MEANS OF FINANCING OVER EXPENDITURES</b>	<b>(2,138,016)</b>	<b>(2,068,655)</b>	<b>(2,068,655)</b>	<b>(2,068,655)</b>	<b>(1,943,385)</b>

**LAFOURCHE PARISH**  
**CONSOLIDATED OPERATING AND CAPITAL BUDGET SUMMARY STATEMENT**  
**FISCAL YEAR ENDING DECEMBER 31, 2006**

	Prior Year Actual 2004	2005 Original Budget	2005 Revised Budget	2005 Unaudited Estimates	2006 Budget
<b>Fund: 106      Road Sales Tax District 2</b>					
<b><u>FUND BALANCE</u></b>	(1,669,736)	(2,928,709)	(2,928,709)	(2,928,709)	(1,895,786)
<b><u>REVENUES</u></b>					
TAXES		(3,585,590)	(3,585,590)	(3,585,590)	(3,800,000)
INVESTMENT EARNINGS		(17,916)	(17,916)	(17,916)	(68,076)
<b>REVENUES</b>	<b>(3,829,483)</b>	<b>(3,603,506)</b>	<b>(3,603,506)</b>	<b>(3,603,506)</b>	<b>(3,868,076)</b>
<b><u>EXPENSES</u></b>					
OPERATING SERVICES		0	0	0	1,000
PROFESSIONAL SERVICES		32,473	32,473	32,473	32,000
OTHER SERVICES		0	0	0	0
MISCELLANEOUS		800	800	800	800
DEBT SERVICE		800	800	800	500
CAPITAL OUTLAY		0	0	0	0
<b>EXPENSES</b>	<b>35,258</b>	<b>34,073</b>	<b>34,073</b>	<b>34,073</b>	<b>34,300</b>
<b>TRANSFERS IN</b>	<b>0</b>	<b>0</b>	<b>0</b>	<b>0</b>	<b>0</b>
<b>TRANSFERS OUT</b>	<b>2,536,834</b>	<b>4,602,356</b>	<b>4,602,356</b>	<b>4,602,356</b>	<b>5,729,563</b>
<b>NET CHANGE IN CURRENT REVENUES &amp; OTHER SOURCES OVER EXPENDITURES &amp; OTHER USES</b>	<b>(1,258,974)</b>	<b>1,032,923</b>	<b>1,032,923</b>	<b>1,032,923</b>	<b>1,895,787</b>
<b>EXCESS DEFICIENCY OF MEANS OF FINANCING OVER EXPENDITURES</b>	<b>(2,928,710)</b>	<b>(1,895,786)</b>	<b>(1,895,786)</b>	<b>(1,895,786)</b>	<b>0</b>

**LAFOURCHE PARISH**  
**CONSOLIDATED OPERATING AND CAPITAL BUDGET SUMMARY STATEMENT**  
**FISCAL YEAR ENDING DECEMBER 31, 2006**

	Prior Year Actual 2004	2005 Original Budget	2005 Revised Budget	2005 Unaudited Estimates	2006 Budget
<b>Fund: 107      Solid Waste</b>					
<b><u>FUND BALANCE</u></b>	(5,673,682)	(3,329,367)	(3,329,367)	(3,329,367)	(1,721,108)
<b><u>REVENUES</u></b>					
TAXES		(4,669,000)	(4,669,000)	(4,669,000)	(4,880,000)
CHARGES FOR SERVICES		(2,400)	(2,400)	(2,400)	(1,500)
INVESTMENT EARNINGS		(51,010)	(51,010)	(51,010)	(78,900)
OTHER REVENUES		0	(1,455)	(1,455)	0
<b>REVENUES</b>	<b>(4,945,485)</b>	<b>(4,722,410)</b>	<b>(4,723,865)</b>	<b>(4,723,865)</b>	<b>(4,960,400)</b>
<b><u>EXPENSES</u></b>					
SALARIES & WAGES		111,592	111,592	111,592	96,372
EMPLOYEE BENEFITS		33,447	33,447	33,447	29,138
OPERATING SERVICES		6,044,447	6,045,902	6,045,902	6,057,100
PROFESSIONAL SERVICES		39,000	45,500	45,500	43,000
OTHER SERVICES		76,983	64,210	64,210	65,830
SUPPLIES		10,100	18,373	18,373	14,100
MISCELLANEOUS		0	0	0	0
DEBT SERVICE		100	100	100	0
CAPITAL OUTLAY		15,000	13,000	13,000	18,000
<b>EXPENSES</b>	<b>7,289,799</b>	<b>6,330,669</b>	<b>6,332,124</b>	<b>6,332,124</b>	<b>6,323,540</b>
<b>TRANSFERS IN</b>	<b>0</b>	<b>0</b>	<b>0</b>	<b>0</b>	<b>0</b>
<b>TRANSFERS OUT</b>	<b>0</b>	<b>0</b>	<b>0</b>	<b>0</b>	<b>0</b>
<b>NET CHANGE IN CURRENT REVENUES &amp; OTHER SOURCES OVER EXPENDITURES &amp; OTHER USES</b>	<b>2,344,314</b>	<b>1,608,259</b>	<b>1,608,259</b>	<b>1,608,259</b>	<b>1,363,140</b>
<b>EXCESS DEFICIENCY OF MEANS OF FINANCING OVER EXPENDITURES</b>	<b>(3,329,368)</b>	<b>(1,721,108)</b>	<b>(1,721,108)</b>	<b>(1,721,108)</b>	<b>(357,969)</b>

**LAFOURCHE PARISH**  
**CONSOLIDATED OPERATING AND CAPITAL BUDGET SUMMARY STATEMENT**  
**FISCAL YEAR ENDING DECEMBER 31, 2006**

	Prior Year Actual 2004	2005 Original Budget	2005 Revised Budget	2005 Unaudited Estimates	2006 Budget
<b>Fund: 108      Royalty Fund</b>					
<b><u>FUND BALANCE</u></b>	(6,336,883)	(4,141,698)	(4,141,698)	(4,141,698)	(1,292,252)
<b><u>REVENUES</u></b>					
TAXES		0	0	0	
INTERGOVERNMENTAL		(2,700,000)	(3,570,000)	(3,570,000)	(3,450,000)
INVESTMENT EARNINGS		(49,300)	(49,300)	(49,300)	(40,536)
OTHER REVENUES		0	0	0	0
<b>REVENUES</b>	<b>(2,941,151)</b>	<b>(2,749,300)</b>	<b>(3,619,300)</b>	<b>(3,619,300)</b>	<b>(3,490,536)</b>
<b><u>EXPENSES</u></b>					
MISCELLANEOUS		0	0	0	0
DEBT SERVICE		100	100	100	0
CAPITAL OUTLAY		0	0	0	0
<b>EXPENSES</b>	<b>0</b>	<b>100</b>	<b>100</b>	<b>100</b>	<b>0</b>
<b>TRANSFERS IN</b>	<b>0</b>	<b>0</b>	<b>0</b>	<b>0</b>	<b>(951,850)</b>
<b>TRANSFERS OUT</b>	<b>5,136,336</b>	<b>5,598,646</b>	<b>5,598,646</b>	<b>6,468,746</b>	<b>3,956,064</b>
<b>NET CHANGE IN CURRENT REVENUES &amp; OTHER SOURCES OVER EXPENDITURES &amp; OTHER USES</b>	<b>2,195,185</b>	<b>2,849,446</b>	<b>1,979,446</b>	<b>2,849,446</b>	<b>(486,322)</b>
<b>EXCESS DEFICIENCY OF MEANS OF FINANCING OVER EXPENDITURES</b>	<b>(4,141,698)</b>	<b>(1,292,252)</b>	<b>(2,162,252)</b>	<b>(1,292,252)</b>	<b>(1,778,574)</b>

revised 11/30/05

**LAFOURCHE PARISH**  
**CONSOLIDATED OPERATING AND CAPITAL BUDGET SUMMARY STATEMENT**  
**FISCAL YEAR ENDING DECEMBER 31, 2006**

	Prior Year Actual 2004	2005 Original Budget	2005 Revised Budget	2005 Unaudited Estimates	2006 Budget
<b>Fund: 109      Board of Health</b>					
<b><u>FUND BALANCE</u></b>	(5,483,353)	(1,968,606)	(1,968,606)	(1,968,606)	(1,085,399)
<b><u>REVENUES</u></b>					
TAXES		(1,325,148)	(1,325,148)	(1,325,148)	(385,569)
INTERGOVERNMENTAL		(51,200)	(51,200)	(51,200)	0
INVESTMENT EARNINGS		(41,050)	(41,050)	(41,050)	(15,000)
OTHER REVENUES		0	0	0	0
<b>REVENUES</b>	<b>(1,422,433)</b>	<b>(1,417,398)</b>	<b>(1,417,398)</b>	<b>(1,417,398)</b>	<b>(400,569)</b>
<b><u>EXPENSES</u></b>					
SALARIES & WAGES		135,392	135,392	135,392	242,100
EMPLOYEE BENEFITS		75,384	75,384	75,384	105,331
OPERATING SERVICES		2,050,869	2,037,117	964,836	1,037,781
PROFESSIONAL SERVICES		100,000	100,000	100,000	50,000
OTHER SERVICES		29,761	28,571	28,571	27,960
SUPPLIES		9,000	25,142	25,142	18,000
MISCELLANEOUS		198,000	198,000	198,000	198,000
DEBT SERVICE		0	0	0	0
CAPITAL OUTLAY		185,279	182,279	182,279	111,500
<b>EXPENSES</b>	<b>815,992</b>	<b>2,783,685</b>	<b>2,781,885</b>	<b>1,709,604</b>	<b>1,790,672</b>
<b>TRANSFERS IN</b>	<b>0</b>	<b>0</b>	<b>0</b>	<b>0</b>	<b>(305,000)</b>
<b>TRANSFERS OUT</b>	<b>4,121,188</b>	<b>591,001</b>	<b>591,001</b>	<b>591,001</b>	<b>0</b>
<b>NET CHANGE IN CURRENT REVENUES &amp; OTHER SOURCES OVER EXPENDITURES &amp; OTHER USES</b>	<b>3,514,747</b>	<b>1,957,288</b>	<b>1,955,488</b>	<b>883,207</b>	<b>1,085,103</b>
<b>EXCESS DEFICIENCY OF MEANS OF FINANCING OVER EXPENDITURES</b>	<b>(1,968,606)</b>	<b>(11,318)</b>	<b>(13,118)</b>	<b>(1,085,399)</b>	<b>(296)</b>

**LAFOURCHE PARISH**  
**CONSOLIDATED OPERATING AND CAPITAL BUDGET SUMMARY STATEMENT**  
**FISCAL YEAR ENDING DECEMBER 31, 2006**

	Prior Year Actual 2004	2005 Original Budget	2005 Revised Budget	2005 Unaudited Estimates	2006 Budget
<b>Fund: 110      Recreation</b>					
<b><u>FUND BALANCE</u></b>	(1,494,037)	(977,417)	(977,417)	(977,417)	(311,212)
<b><u>REVENUES</u></b>					
TAXES		(681,933)	(681,933)	(681,933)	(751,680)
INTERGOVERNMENTAL		(83,100)	(83,100)	(83,100)	0
INVESTMENT EARNINGS		(10,130)	(10,130)	(10,130)	(15,504)
OTHER REVENUES		0	0	0	0
<b>REVENUES</b>	<b>(773,142)</b>	<b>(775,163)</b>	<b>(775,163)</b>	<b>(775,163)</b>	<b>(767,184)</b>
<b><u>EXPENSES</u></b>					
SALARIES & WAGES		193,873	197,890	197,890	41,747
EMPLOYEE BENEFITS		35,111	28,818	28,818	8,385
OPERATING SERVICES		284,222	298,013	298,013	2,501
PROFESSIONAL SERVICES		27,650	32,727	32,727	77
OTHER SERVICES		26,641	28,614	28,614	17,552
SUPPLIES		141,401	133,241	133,241	5,200
MISCELLANEOUS		299,986	354,275	354,275	627,522
DEBT SERVICE		100	100	100	0
CAPITAL OUTLAY		367,618	367,690	367,690	92,000
<b>EXPENSES</b>	<b>1,264,763</b>	<b>1,376,602</b>	<b>1,441,368</b>	<b>1,441,368</b>	<b>794,984</b>
<b>TRANSFERS IN</b>	<b>0</b>	<b>0</b>	<b>0</b>	<b>0</b>	<b>(40,000)</b>
<b>TRANSFERS OUT</b>	<b>25,000</b>	<b>0</b>	<b>0</b>	<b>0</b>	<b>0</b>
<b>NET CHANGE IN CURRENT REVENUES &amp; OTHER SOURCES OVER EXPENDITURES &amp; OTHER USES</b>	<b>516,621</b>	<b>601,439</b>	<b>666,205</b>	<b>666,205</b>	<b>(12,201)</b>
<b>EXCESS DEFICIENCY OF MEANS OF FINANCING OVER EXPENDITURES</b>	<b>(977,416)</b>	<b>(375,978)</b>	<b>(311,212)</b>	<b>(311,212)</b>	<b>(323,412)</b>

revised 11/30/05

**LAFOURCHE PARISH**  
**CONSOLIDATED OPERATING AND CAPITAL BUDGET SUMMARY STATEMENT**  
**FISCAL YEAR ENDING DECEMBER 31, 2006**

	Prior Year Actual 2004	2005 Original Budget	2005 Revised Budget	2005 Unaudited Estimates	2006 Budget
<b>Fund: 111      Road Sales Tax District 3</b>					
<b><u>FUND BALANCE</u></b>	(797,784)	(413,087)	(413,087)	(413,087)	(143,510)
<b><u>REVENUES</u></b>					
TAXES		(891,736)	(891,736)	(891,736)	(830,000)
INVESTMENT EARNINGS		(6,640)	(6,640)	(6,640)	(9,216)
<b>REVENUES</b>	<b>(822,368)</b>	<b>(898,376)</b>	<b>(898,376)</b>	<b>(898,376)</b>	<b>(839,216)</b>
<b><u>EXPENSES</u></b>					
PROFESSIONAL SERVICES		7,727	7,727	7,727	9,246
OTHER SERVICES		0	0	0	0
MISCELLANEOUS		0	0	0	0
DEBT SERVICE		1,000	1,000	1,000	1,000
CAPITAL OUTLAY		0	0	0	0
<b>EXPENSES</b>	<b>8,392</b>	<b>8,727</b>	<b>8,727</b>	<b>8,727</b>	<b>10,246</b>
<b>TRANSFERS IN</b>	<b>(6,854)</b>	<b>(5,284)</b>	<b>(5,284)</b>	<b>(5,284)</b>	<b>(12,500)</b>
<b>TRANSFERS OUT</b>	<b>1,205,527</b>	<b>1,291,118</b>	<b>1,291,118</b>	<b>1,164,510</b>	<b>844,014</b>
<b>NET CHANGE IN CURRENT REVENUES &amp; OTHER SOURCES OVER EXPENDITURES &amp; OTHER USES</b>	<b>384,697</b>	<b>396,185</b>	<b>396,185</b>	<b>269,577</b>	<b>2,544</b>
<b>EXCESS DEFICIENCY OF MEANS OF FINANCING OVER EXPENDITURES</b>	<b>(413,087)</b>	<b>(16,902)</b>	<b>(16,902)</b>	<b>(143,510)</b>	<b>(140,966)</b>

**LAFOURCHE PARISH**  
**CONSOLIDATED OPERATING AND CAPITAL BUDGET SUMMARY STATEMENT**  
**FISCAL YEAR ENDING DECEMBER 31, 2006**

	Prior Year Actual 2004	2005 Original Budget	2005 Revised Budget	2005 Unaudited Estimates	2006 Budget
<b>Fund: 112      Criminal Jury Fund</b>					
<b><u>FUND BALANCE</u></b>	0	(8,483)	(8,483)	(8,483)	(8,483)
<b><u>REVENUES</u></b>					
TAXES		0	0	0	0
INTERGOVERNMENTAL		0	0	0	0
FINES & FORFEITURES		(50,000)	(50,000)	(50,000)	(43,000)
INVESTMENT EARNINGS		(100)	(100)	(100)	(100)
<b>REVENUES</b>	<b>(43,043)</b>	<b>(50,100)</b>	<b>(50,100)</b>	<b>(50,100)</b>	<b>(43,100)</b>
<b><u>EXPENSES</u></b>					
SALARIES & WAGES		50,000	50,000	50,000	43,100
DEBT SERVICE		100	100	100	0
CAPITAL OUTLAY		0	0	0	0
<b>EXPENSES</b>	<b>34,560</b>	<b>50,100</b>	<b>50,100</b>	<b>50,100</b>	<b>43,100</b>
<b>TRANSFERS IN</b>					
<b>TRANSFERS OUT</b>					
<b>NET CHANGE IN CURRENT REVENUES &amp; OTHER SOURCES OVER EXPENDITURES &amp; OTHER USES</b>	<b>(8,483)</b>	<b>0</b>	<b>0</b>	<b>0</b>	<b>0</b>
<b>EXCESS DEFICIENCY OF MEANS OF FINANCING OVER EXPENDITURES</b>	<b>(8,483)</b>	<b>(8,483)</b>	<b>(8,483)</b>	<b>(8,483)</b>	<b>(8,483)</b>

**LAFOURCHE PARISH**  
**CONSOLIDATED OPERATING AND CAPITAL BUDGET SUMMARY STATEMENT**  
**FISCAL YEAR ENDING DECEMBER 31, 2006**

	Prior Year Actual 2004	2005 Original Budget	2005 Revised Budget	2005 Unaudited Estimates	2006 Budget
<b>Fund: 113      Criminal Court</b>					
<b><u>FUND BALANCE</u></b>	(5,579)	33,253	33,253	33,253	33,253
<b><u>REVENUES</u></b>					
TAXES		0	0	0	0
INTERGOVERNMENTAL		(50,172)	(50,172)	(50,172)	(45,700)
FINES & FORFEITURES		(562,500)	(562,500)	(562,500)	(512,127)
INVESTMENT EARNINGS		(200)	(200)	(200)	(950)
OTHER REVENUES		0	0	0	(7,000)
<b>REVENUES</b>	<b>(633,287)</b>	<b>(612,872)</b>	<b>(612,872)</b>	<b>(612,872)</b>	<b>(565,777)</b>
<b><u>EXPENSES</u></b>					
SALARIES & WAGES		150,172	150,172	150,172	158,198
EMPLOYEE BENEFITS		41,373	41,373	41,373	49,002
OPERATING SERVICES		145,865	145,865	145,865	106,916
PROFESSIONAL SERVICES		0	0	0	0
OTHER SERVICES		75,800	75,800	75,800	89,989
SUPPLIES		44,600	44,600	44,600	30,846
MISCELLANEOUS		154,962	154,962	154,962	115,152
DEBT SERVICE		100	100	100	0
CAPITAL OUTLAY		0	0	0	15,015
<b>EXPENSES</b>	<b>672,119</b>	<b>612,872</b>	<b>612,872</b>	<b>612,872</b>	<b>565,118</b>
<b>TRANSFERS IN</b>					
<b>TRANSFERS OUT</b>					
<b>NET CHANGE IN CURRENT REVENUES &amp; OTHER SOURCES OVER EXPENDITURES &amp; OTHER USES</b>	<b>38,832</b>	<b>0</b>	<b>0</b>	<b>0</b>	<b>(659)</b>
<b>EXCESS DEFICIENCY OF MEANS OF FINANCING OVER EXPENDITURES</b>	<b>33,253</b>	<b>33,253</b>	<b>33,253</b>	<b>33,253</b>	<b>32,594</b>

**LAFOURCHE PARISH**  
**CONSOLIDATED OPERATING AND CAPITAL BUDGET SUMMARY STATEMENT**  
**FISCAL YEAR ENDING DECEMBER 31, 2006**

	Prior Year Actual 2004	2005 Original Budget	2005 Revised Budget	2005 Unaudited Estimates	2006 Budget
<b>Fund: 114      Special District 1</b>					
<b><u>FUND BALANCE</u></b>	0	0	0	0	48,019
<b><u>REVENUES</u></b>					
TAXES		0	0	0	(570,257)
LICENSES & PERMITS		0	0	0	0
INTERGOVERNMENTAL		0	0	0	0
CHARGES FOR SERVICES		0	0	0	0
FINES & FORFEITURES		0	0	0	0
INVESTMENT EARNINGS		0	0	0	(2,000)
OTHER REVENUES		0	0	0	0
<b>REVENUES</b>	<b>0</b>	<b>0</b>	<b>0</b>	<b>0</b>	<b>(572,257)</b>
<b><u>EXPENSES</u></b>					
SALARIES & WAGES		40,301	40,301	35,301	34,165
EMPLOYEE BENEFITS		14,063	12,063	6,363	13,854
OPERATING SERVICES		142,136	142,836	1,555	115,083
PROFESSIONAL SERVICES		1,000	3,000	3,000	32,500
OTHER SERVICES		2,000	1,300	1,300	4,000
SUPPLIES		500	500	500	500
MISCELLANEOUS		0	0	0	0
DEBT SERVICE		0	0	0	0
CAPITAL OUTLAY		0	0	0	0
<b>EXPENSES</b>	<b>0</b>	<b>200,000</b>	<b>200,000</b>	<b>48,019</b>	<b>200,102</b>
<b>TRANSFERS IN</b>	<b>0</b>	<b>0</b>	<b>0</b>	<b>0</b>	<b>0</b>
<b>TRANSFERS OUT</b>	<b>0</b>	<b>0</b>	<b>0</b>	<b>0</b>	<b>372,155</b>
<b>NET CHANGE IN CURRENT REVENUES &amp; OTHER SOURCES OVER EXPENDITURES &amp; OTHER USES</b>	<b>0</b>	<b>200,000</b>	<b>200,000</b>	<b>48,019</b>	<b>0</b>
<b>EXCESS DEFICIENCY OF MEANS OF FINANCING OVER EXPENDITURES</b>	<b>0</b>	<b>200,000</b>	<b>200,000</b>	<b>48,019</b>	<b>48,019</b>

**LAFOURCHE PARISH**  
**CONSOLIDATED OPERATING AND CAPITAL BUDGET SUMMARY STATEMENT**  
**FISCAL YEAR ENDING DECEMBER 31, 2006**

	Prior Year Actual 2004	2005 Original Budget	2005 Revised Budget	2005 Unaudited Estimates	2006 Budget
<b>Fund: 116      Road Sales Tax District 5</b>					
<b><u>FUND BALANCE</u></b>	(300,816)	(196,836)	(196,836)	(196,836)	(174,249)
<b><u>REVENUES</u></b>					
TAXES		(965,815)	(965,815)	(965,815)	(900,000)
INVESTMENT EARNINGS		(1,958)	(1,958)	(1,958)	(3,100)
<b>REVENUES</b>	<b>(915,386)</b>	<b>(967,773)</b>	<b>(967,773)</b>	<b>(967,773)</b>	<b>(903,100)</b>
<b><u>EXPENSES</u></b>					
PROFESSIONAL SERVICES		7,500	7,500	7,500	9,000
OTHER SERVICES		0	0	0	0
DEBT SERVICE		1,715	1,715	1,715	2,000
CAPITAL OUTLAY		0	0	0	0
<b>EXPENSES</b>	<b>8,855</b>	<b>9,215</b>	<b>9,215</b>	<b>9,215</b>	<b>11,000</b>
TRANSFERS IN	(11,091)	(8,690)	(8,690)	(8,690)	(20,000)
TRANSFERS OUT	1,021,602	989,835	989,835	989,835	982,694
NET CHANGE IN CURRENT REVENUES & OTHER SOURCES OVER EXPENDITURES & OTHER USES	103,981	22,587	22,587	22,587	70,594
EXCESS DEFICIENCY OF MEANS OF FINANCING OVER EXPENDITURES	(196,836)	(174,249)	(174,249)	(174,249)	(103,655)

**LAFOURCHE PARISH**  
**CONSOLIDATED OPERATING AND CAPITAL BUDGET SUMMARY STATEMENT**  
**FISCAL YEAR ENDING DECEMBER 31, 2006**

	Prior Year Actual 2004	2005 Original Budget	2005 Revised Budget	2005 Unaudited Estimates	2006 Budget
<b>Fund: 117      Road Sales Tax District 6</b>					
<b><u>FUND BALANCE</u></b>	(753,404)	(913,406)	(913,406)	(913,406)	(810,654)
<b><u>REVENUES</u></b>					
TAXES		(861,725)	(861,725)	(861,725)	(870,000)
INVESTMENT EARNINGS		(7,421)	(7,421)	(7,421)	(20,900)
<b>REVENUES</b>	<b>(885,028)</b>	<b>(869,146)</b>	<b>(869,146)</b>	<b>(869,146)</b>	<b>(890,900)</b>
<b><u>EXPENSES</u></b>					
PROFESSIONAL SERVICES		7,700	7,700	7,700	7,800
OTHER SERVICES		0	0	0	0
DEBT SERVICE		1,500	1,500	1,500	2,000
CAPITAL OUTLAY		0	0	0	0
<b>EXPENSES</b>	<b>8,503</b>	<b>9,200</b>	<b>9,200</b>	<b>9,200</b>	<b>9,800</b>
<b>TRANSFERS IN</b>	<b>(5,550)</b>	<b>(4,350)</b>	<b>(4,350)</b>	<b>(4,350)</b>	<b>(20,500)</b>
<b>TRANSFERS OUT</b>	<b>722,073</b>	<b>1,470,502</b>	<b>1,470,502</b>	<b>967,048</b>	<b>1,467,754</b>
<b>NET CHANGE IN CURRENT REVENUES &amp; OTHER SOURCES OVER EXPENDITURES &amp; OTHER USES</b>	<b>(160,002)</b>	<b>606,206</b>	<b>606,206</b>	<b>102,752</b>	<b>576,154</b>
<b>EXCESS DEFICIENCY OF MEANS OF FINANCING OVER EXPENDITURES</b>	<b>(913,406)</b>	<b>(307,200)</b>	<b>(307,200)</b>	<b>(810,654)</b>	<b>(244,500)</b>

**LAFOURCHE PARISH**  
**CONSOLIDATED OPERATING AND CAPITAL BUDGET SUMMARY STATEMENT**  
**FISCAL YEAR ENDING DECEMBER 31, 2006**

	Prior Year Actual 2004	2005 Original Budget	2005 Revised Budget	2005 Unaudited Estimates	2006 Budget
<b>Fund: 118      Planning Commission</b>					
<b><u>FUND BALANCE</u></b>	(107,053)	(121,889)	(121,889)	(121,889)	(122,253)
<b><u>REVENUES</u></b>					
CHARGES FOR SERVICES		(20,000)	(20,000)	(20,000)	(20,000)
INVESTMENT EARNINGS		(1,120)	(1,120)	1,120	(2,700)
OTHER REVENUES		0	0	0	0
<b>REVENUES</b>	<b>(22,096)</b>	<b>(21,120)</b>	<b>(21,120)</b>	<b>21,120</b>	<b>(22,700)</b>
<b><u>EXPENSES</u></b>					
OPERATING SERVICES		15,800	15,800	15,800	0
PROFESSIONAL SERVICES		101,300	101,300	1,306	15,800
OTHER SERVICES		4,200	4,200	4,200	4,688
SUPPLIES		50	50	50	50
MISCELLANEOUS		(650)	(650)	(650)	650
DEBT SERVICE		50	50	50	50
CAPITAL OUTLAY		0	0	0	0
<b>EXPENSES</b>	<b>7,261</b>	<b>120,750</b>	<b>120,750</b>	<b>20,756</b>	<b>21,238</b>
<b>TRANSFERS IN</b>					
<b>TRANSFERS OUT</b>					
<b>NET CHANGE IN CURRENT REVENUES &amp; OTHER SOURCES OVER EXPENDITURES &amp; OTHER USES</b>	<b>(14,835)</b>	<b>99,630</b>	<b>99,630</b>	<b>(364)</b>	<b>(1,462)</b>
<b>EXCESS DEFICIENCY OF MEANS OF FINANCING OVER EXPENDITURES</b>	<b>(121,889)</b>	<b>(22,259)</b>	<b>(22,259)</b>	<b>(122,253)</b>	<b>(123,715)</b>

revised 11/29/05 prio

**LAFOURCHE PARISH**  
**CONSOLIDATED OPERATING AND CAPITAL BUDGET SUMMARY STATEMENT**  
**FISCAL YEAR ENDING DECEMBER 31, 2006**

	Prior Year Actual 2004	2005 Original Budget	2005 Revised Budget	2005 Unaudited Estimates	2006 Budget
<b>Fund: 121      Drug Court</b>					
<b><u>FUND BALANCE</u></b>	0	0	0	0	0
<b><u>REVENUES</u></b>					
INTERGOVERNMENTAL		(222,696)	(234,164)	(234,164)	(273,263)
<b>REVENUES</b>	<b>(251,779)</b>	<b>(222,696)</b>	<b>(234,164)</b>	<b>(234,164)</b>	<b>(273,263)</b>
<b><u>EXPENSES</u></b>					
SALARIES & WAGES		175,472	184,893	184,893	214,798
EMPLOYEE BENEFITS		47,224	49,272	49,272	58,464
MISCELLANEOUS		0	0	0	0
CAPITAL OUTLAY		0	0	0	0
<b>EXPENSES</b>	<b>251,779</b>	<b>222,696</b>	<b>234,164</b>	<b>234,164</b>	<b>273,262</b>
<b>TRANSFERS IN</b>					
<b>TRANSFERS OUT</b>					
<b>NET CHANGE IN CURRENT REVENUES &amp; OTHER SOURCES OVER EXPENDITURES &amp; OTHER USES</b>	<b>0</b>	<b>0</b>	<b>0</b>	<b>0</b>	<b>(1)</b>
<b>EXCESS DEFICIENCY OF MEANS OF FINANCING OVER EXPENDITURES</b>	<b>0</b>	<b>0</b>	<b>0</b>	<b>0</b>	<b>(1)</b>

**LAFOURCHE PARISH**  
**CONSOLIDATED OPERATING AND CAPITAL BUDGET SUMMARY STATEMENT**  
**FISCAL YEAR ENDING DECEMBER 31, 2006**

	Prior Year Actual 2004	2005 Original Budget	2005 Revised Budget	2005 Unaudited Estimates	2006 Budget
<b>Fund: 123      Civil Defense</b>					
<b><u>FUND BALANCE</u></b>	0	20	20	20	20
<b><u>REVENUES</u></b>					
INTERGOVERNMENTAL	0	(29,249)	(29,249)	(29,249)	(31,000)
INVESTMENT EARNINGS	0	0	0	0	0
<b>REVENUES</b>	<b>0</b>	<b>(29,249)</b>	<b>(29,249)</b>	<b>(29,249)</b>	<b>(31,000)</b>
<b><u>EXPENSES</u></b>					
SALARIES & WAGES	0	49,956	49,956	49,956	58,712
EMPLOYEE BENEFITS	0	15,057	14,652	14,652	22,509
OPERATING SERVICES	0	4,251	4,251	4,251	13,600
PROFESSIONAL SERVICES	0	0	0	0	0
OTHER SERVICES	0	8,394	13,789	13,789	7,797
SUPPLIES	0	2,765	4,161	4,161	19,382
MISCELLANEOUS	0	765	1,530	1,530	0
CAPITAL OUTLAY	0	7,310	159	159	0
<b>EXPENSES</b>	<b>20</b>	<b>88,498</b>	<b>88,498</b>	<b>88,498</b>	<b>122,000</b>
<b>TRANSFERS IN</b>	<b>0</b>	<b>(59,249)</b>	<b>(59,249)</b>	<b>(59,249)</b>	<b>(91,000)</b>
<b>TRANSFERS OUT</b>	<b>0</b>	<b>0</b>	<b>0</b>	<b>0</b>	<b>0</b>
<b>NET CHANGE IN CURRENT REVENUES &amp; OTHER SOURCES OVER EXPENDITURES &amp; OTHER USES</b>	<b>20</b>	<b>0</b>	<b>0</b>	<b>0</b>	<b>0</b>
<b>EXCESS DEFICIENCY OF MEANS OF FINANCING OVER EXPENDITURES</b>	<b>20</b>	<b>20</b>	<b>20</b>	<b>20</b>	<b>20</b>

**LAFOURCHE PARISH**  
**CONSOLIDATED OPERATING AND CAPITAL BUDGET SUMMARY STATEMENT**  
**FISCAL YEAR ENDING DECEMBER 31, 2006**

	Prior Year Actual 2004	2005 Original Budget	2005 Revised Budget	2005 Unaudited Estimates	2006 Budget
<b>Fund: 124      IV-D</b>					
<b><u>FUND BALANCE</u></b>	0	3,036	3,036	3,036	3,036
<b><u>REVENUES</u></b>					
INTERGOVERNMENTAL	0	(172,303)	(172,303)	(172,303)	(177,973)
<b>REVENUES</b>	<b>0</b>	<b>(172,303)</b>	<b>(172,303)</b>	<b>(172,303)</b>	<b>(177,973)</b>
<b><u>EXPENSES</u></b>					
SALARIES & WAGES	0	151,980	151,980	151,980	157,100
EMPLOYEE BENEFITS	0	14,593	14,593	14,593	14,160
OPERATING SERVICES	0	4,326	4,326	4,326	4,300
OTHER SERVICES	0	4,794	4,794	4,794	4,559
SUPPLIES	0	4,900	4,900	4,900	5,400
CAPITAL OUTLAY	0	0	0	0	0
<b>EXPENSES</b>	<b>3,036</b>	<b>180,593</b>	<b>180,593</b>	<b>180,593</b>	<b>185,519</b>
<b>TRANSFERS IN</b>	<b>0</b>	<b>(8,290)</b>	<b>(8,290)</b>	<b>(8,290)</b>	<b>(7,546)</b>
<b>TRANSFERS OUT</b>	<b>0</b>	<b>0</b>	<b>0</b>	<b>0</b>	<b>0</b>
<b>NET CHANGE IN CURRENT REVENUES &amp; OTHER SOURCES OVER EXPENDITURES &amp; OTHER USES</b>	<b>3,036</b>	<b>0</b>	<b>0</b>	<b>0</b>	<b>0</b>
<b>EXCESS DEFICIENCY OF MEANS OF FINANCING OVER EXPENDITURES</b>	<b>3,036</b>	<b>3,036</b>	<b>3,036</b>	<b>3,036</b>	<b>3,036</b>

**LAFOURCHE PARISH**  
**CONSOLIDATED OPERATING AND CAPITAL BUDGET SUMMARY STATEMENT**  
**FISCAL YEAR ENDING DECEMBER 31, 2006**

	Prior Year Actual 2004	2005 Original Budget	2005 Revised Budget	2005 Unaudited Estimates	2006 Budget
<b>Fund: 125      Veterans' Memorial</b>					
<b><u>FUND BALANCE</u></b>	0	(658,960)	(658,960)	(658,960)	(803,597)
<b><u>REVENUES</u></b>					
TAXES		0	(235,113)	(235,113)	0
INTERGOVERNMENTAL		0	0	0	0
INVESTMENT EARNINGS		0	0	(12,000)	0
OTHER REVENUES		(790,000)	0	0	0
<b>REVENUES</b>	<b>(985,113)</b>	<b>(790,000)</b>	<b>(235,113)</b>	<b>(247,113)</b>	<b>0</b>
<b><u>EXPENSES</u></b>					
OPERATING SERVICES		0	0	0	0
PROFESSIONAL SERVICES		9,100	9,100	780	0
SUPPLIES		317,263	317,263	0	0
DEBT SERVICE		10,000	10,000	208	0
CAPITAL OUTLAY		310,000	89,400	0	0
<b>EXPENSES</b>	<b>326,153</b>	<b>646,363</b>	<b>425,763</b>	<b>988</b>	<b>0</b>
<b>TRANSFERS IN</b>	<b>0</b>	<b>0</b>	<b>0</b>	<b>0</b>	<b>0</b>
<b>TRANSFERS OUT</b>	<b>0</b>	<b>0</b>	<b>101,488</b>	<b>101,488</b>	<b>0</b>
<b>NET CHANGE IN CURRENT REVENUES &amp; OTHER SOURCES OVER EXPENDITURES &amp; OTHER USES</b>	<b>(658,960)</b>	<b>(143,637)</b>	<b>292,138</b>	<b>(144,637)</b>	<b>0</b>
<b>EXCESS DEFICIENCY OF MEANS OF FINANCING OVER EXPENDITURES</b>	<b>(658,960)</b>	<b>(802,597)</b>	<b>(366,822)</b>	<b>(803,597)</b>	<b>(803,597)</b>

Revised 11/30/05

**LAFOURCHE PARISH**  
**CONSOLIDATED OPERATING AND CAPITAL BUDGET SUMMARY STATEMENT**  
**FISCAL YEAR ENDING DECEMBER 31, 2006**

	Prior Year Actual 2004	2005 Original Budget	2005 Revised Budget	2005 Unaudited Estimates	2006 Budget
<b>Fund: 126      Commission for Women</b>					
<b><u>FUND BALANCE</u></b>	0	(827)	(827)	(827)	(827)
<b><u>REVENUES</u></b>					
OTHER REVENUES		0	0	0	0
<b>REVENUES</b>	(1,800)	0	0	0	0
<b><u>EXPENSES</u></b>					
SUPPLIES		0	0	0	827
OPERATING SERVICES		0	0	0	2,000
<b>EXPENSES</b>	973	0	0	0	2,827
TRANSFERS IN					(2,000)
TRANSFERS OUT					
NET CHANGE IN CURRENT REVENUES & OTHER SOURCES OVER EXPENDITURES & OTHER USES	(827)	0	0	0	2,827
EXCESS DEFICIENCY OF MEANS OF FINANCING OVER EXPENDITURES	(827)	(827)	(827)	(827)	0

Revised 11/30/05

**LAFOURCHE PARISH**  
**CONSOLIDATED OPERATING AND CAPITAL BUDGET SUMMARY STATEMENT**  
**FISCAL YEAR ENDING DECEMBER 31, 2006**

	Prior Year Actual 2004	2005 Original Budget	2005 Revised Budget	2005 Unaudited Estimates	2006 Budget
<b>Fund: 127      Senior Citizen Activity Fund</b>					
<b><u>FUND BALANCE</u></b>	0	(260,325)	(260,325)	(260,325)	(156,803)
<b><u>REVENUES</u></b>					
TAXES		0	0	0	0
LICENSES & PERMITS		0	0	0	0
INTERGOVERNMENTAL		0	0	0	0
CHARGES FOR SERVICES		0	0	0	0
FINES & FORFEITURES		0	0	0	0
INVESTMENT EARNINGS		0	0	0	(3,219)
OTHER REVENUES		0	0	0	0
<b>REVENUES</b>	<b>0</b>	<b>0</b>	<b>0</b>	<b>0</b>	<b>(3,219)</b>
<b><u>EXPENSES</u></b>					
SALARIES & WAGES		0	0	0	0
EMPLOYEE BENEFITS		0	0	0	0
OPERATING SERVICES		0	0	0	0
PROFESSIONAL SERVICES		0	0	0	0
OTHER SERVICES		0	7,909	7,909	8,226
SUPPLIES		0	30,000	30,000	24,000
MISCELLANEOUS		350,000	312,091	312,091	312,200
DEBT SERVICE		0	0	0	0
CAPITAL OUTLAY		0	0	0	15,000
<b>EXPENSES</b>	<b>0</b>	<b>350,000</b>	<b>350,000</b>	<b>350,000</b>	<b>359,426</b>
<b>TRANSFERS IN</b>	<b>(260,325)</b>	<b>(246,478)</b>	<b>(246,478)</b>	<b>(246,478)</b>	<b>(275,325)</b>
<b>TRANSFERS OUT</b>	<b>0</b>	<b>0</b>	<b>0</b>	<b>0</b>	<b>0</b>
<b>NET CHANGE IN CURRENT REVENUES &amp; OTHER SOURCES OVER EXPENDITURES &amp; OTHER USES</b>	<b>(260,325)</b>	<b>103,522</b>	<b>103,522</b>	<b>103,522</b>	<b>80,882</b>
<b>EXCESS DEFICIENCY OF MEANS OF FINANCING OVER EXPENDITURES</b>	<b>(260,325)</b>	<b>(156,803)</b>	<b>(156,803)</b>	<b>(156,803)</b>	<b>(75,921)</b>

revised 12/08/05

**LAFOURCHE PARISH**  
**CONSOLIDATED OPERATING AND CAPITAL BUDGET SUMMARY STATEMENT**  
**FISCAL YEAR ENDING DECEMBER 31, 2006**

	Prior Year Actual 2004	2005 Original Budget	2005 Revised Budget	2005 Unaudited Estimates	2006 Budget
<b>Fund: 128      2004 Rededication Fund</b>					
<b><u>FUND BALANCE</u></b>	0	(3,860,863)	(3,860,863)	(3,860,863)	(3,360,863)
<b><u>REVENUES</u></b>					
TAXES		0	0	0	(1,041,301)
LICENSES & PERMITS		0	0	0	0
INTERGOVERNMENTAL		0	0	0	0
CHARGES FOR SERVICES		0	0	0	0
FINES & FORFEITURES		0	0	0	0
INVESTMENT EARNINGS		0	0	0	0
OTHER REVENUES		0	0	0	0
<b>REVENUES</b>	<b>0</b>	<b>0</b>	<b>0</b>	<b>0</b>	<b>(1,041,301)</b>
<b><u>EXPENSES</u></b>					
SALARIES & WAGES		0	0	0	0
EMPLOYEE BENEFITS		0	0	0	0
OPERATING SERVICES		0	0	0	0
PROFESSIONAL SERVICES		0	0	0	0
OTHER SERVICES		0	0	0	0
SUPPLIES		0	0	0	0
MISCELLANEOUS		0	0	0	0
DEBT SERVICE		0	0	0	0
CAPITAL OUTLAY		0	0	0	0
<b>EXPENSES</b>	<b>0</b>	<b>0</b>	<b>0</b>	<b>0</b>	<b>0</b>
<b>TRANSFERS IN</b>	<b>(3,860,863)</b>	<b>0</b>	<b>0</b>	<b>0</b>	<b>0</b>
<b>TRANSFERS OUT</b>	<b>0</b>	<b>3,500,000</b>	<b>3,500,000</b>	<b>500,000</b>	<b>2,236,839</b>
<b>NET CHANGE IN CURRENT REVENUES &amp; OTHER SOURCES OVER EXPENDITURES &amp; OTHER USES</b>	<b>(3,860,863)</b>	<b>3,500,000</b>	<b>3,500,000</b>	<b>500,000</b>	<b>1,195,538</b>
<b>EXCESS DEFICIENCY OF MEANS OF FINANCING OVER EXPENDITURES</b>	<b>(3,860,863)</b>	<b>(360,863)</b>	<b>(360,863)</b>	<b>(3,360,863)</b>	<b>(2,165,325)</b>

revised 11/30/05

**LAFOURCHE PARISH**  
**CONSOLIDATED OPERATING AND CAPITAL BUDGET SUMMARY STATEMENT**  
**FISCAL YEAR ENDING DECEMBER 31, 2006**

	Prior Year Actual 2004	2005 Original Budget	2005 Revised Budget	2005 Unaudited Estimates	2006 Budget
<b>Fund: 129      Health Activity Fund</b>					
<b><u>FUND BALANCE</u></b>	0	0	0	0	0
<b><u>REVENUES</u></b>					
TAXES		0	0	0	0
OTHER REVENUES		0	0	0	0
<b>REVENUES</b>	<b>0</b>	<b>0</b>	<b>0</b>	<b>0</b>	<b>0</b>
<b><u>EXPENSES</u></b>					
SALARIES & WAGES		195,114	195,114	195,114	33,280
EMPLOYEE BENEFITS		4,885	5,815	5,815	17,039
OPERATING SERVICES		0	0	0	0
PROFESSIONAL SERVICES		208,334	208,334	208,334	485,000
OTHER SERVICES		0	100	100	1,000
SUPPLIES		91,667	90,637	90,637	110,000
MISCELLANEOUS		0	0	0	0
CAPITAL OUTLAY		0	0	0	0
<b>EXPENSES</b>	<b>0</b>	<b>500,000</b>	<b>500,000</b>	<b>500,000</b>	<b>646,319</b>
<b>TRANSFERS IN</b>	<b>0</b>	<b>(500,000)</b>	<b>(500,000)</b>	<b>(500,000)</b>	<b>(646,319)</b>
<b>TRANSFERS OUT</b>	<b>0</b>	<b>0</b>	<b>0</b>	<b>0</b>	<b>0</b>
<b>NET CHANGE IN CURRENT REVENUES &amp; OTHER SOURCES OVER EXPENDITURES &amp; OTHER USES</b>	<b>0</b>	<b>0</b>	<b>0</b>	<b>0</b>	<b>0</b>
<b>EXCESS DEFICIENCY OF MEANS OF FINANCING OVER EXPENDITURES</b>	<b>0</b>	<b>0</b>	<b>0</b>	<b>0</b>	<b>0</b>

**LAFOURCHE PARISH**  
**CONSOLIDATED OPERATING AND CAPITAL BUDGET SUMMARY STATEMENT**  
**FISCAL YEAR ENDING DECEMBER 31, 2006**

	Prior Year Actual 2004	2005 Original Budget	2005 Revised Budget	2005 Unaudited Estimates	2006 Budget
<b>Fund: 130      Head Start</b>					
<b><u>FUND BALANCE</u></b>	232	289	289	289	289
<b><u>REVENUES</u></b>					
INTERGOVERNMENTAL		(2,452,557)	(2,535,672)	(2,535,672)	(2,452,557)
OTHER REVENUES		(613,139)	(633,918)	(633,918)	(613,139)
<b>REVENUES</b>	<b>(3,674,745)</b>	<b>(3,065,696)</b>	<b>(3,169,590)</b>	<b>(3,169,590)</b>	<b>(3,065,696)</b>
<b><u>EXPENSES</u></b>					
SALARIES & WAGES		1,465,614	1,480,416	1,480,416	1,432,375
EMPLOYEE BENEFITS		670,927	618,590	618,590	669,294
OPERATING SERVICES		118,649	193,049	193,049	128,194
PROFESSIONAL SERVICES		6,600	6,600	6,600	7,100
OTHER SERVICES		124,182	141,982	141,982	134,515
SUPPLIES		134,385	159,185	159,185	142,185
MISCELLANEOUS		620,339	644,768	644,768	627,033
CAPITAL OUTLAY		0	0	0	0
<b>EXPENSES</b>	<b>3,674,802</b>	<b>3,140,696</b>	<b>3,244,590</b>	<b>3,244,590</b>	<b>3,140,696</b>
<b>TRANSFERS IN</b>	<b>0</b>	<b>(75,000)</b>	<b>(75,000)</b>	<b>(75,000)</b>	<b>(75,000)</b>
<b>TRANSFERS OUT</b>	<b>0</b>	<b>0</b>	<b>0</b>	<b>0</b>	<b>0</b>
<b>NET CHANGE IN CURRENT REVENUES &amp; OTHER SOURCES OVER EXPENDITURES &amp; OTHER USES</b>	<b>57</b>				
<b>EXCESS DEFICIENCY OF MEANS OF FINANCING OVER EXPENDITURES</b>	<b>289</b>	<b>289</b>	<b>289</b>	<b>289</b>	<b>289</b>

**LAFOURCHE PARISH**  
**CONSOLIDATED OPERATING AND CAPITAL BUDGET SUMMARY STATEMENT**  
**FISCAL YEAR ENDING DECEMBER 31, 2006**

	Prior Year Actual 2004	2005 Original Budget	2005 Revised Budget	2005 Unaudited Estimates	2006 Budget
<b>Fund: 131      CACFP - Head Start</b>					
<b><u>FUND BALANCE</u></b>	0	0	0	0	0
<b><u>REVENUES</u></b>					
INTERGOVERNMENTAL		(148,000)	(148,000)	(148,000)	(148,000)
<b>REVENUES</b>	<b>(220,238)</b>	<b>(148,000)</b>	<b>(148,000)</b>	<b>(148,000)</b>	<b>(148,000)</b>
<b><u>EXPENSES</u></b>					
SUPPLIES		148,000	148,000	148,000	148,000
<b>EXPENSES</b>	<b>220,238</b>	<b>148,000</b>	<b>148,000</b>	<b>148,000</b>	<b>148,000</b>
<b>TRANSFERS IN</b>					
<b>TRANSFERS OUT</b>					
<b>NET CHANGE IN CURRENT REVENUES &amp; OTHER SOURCES OVER EXPENDITURES &amp; OTHER USES</b>	<b>0</b>	<b>0</b>	<b>0</b>	<b>0</b>	<b>0</b>
<b>EXCESS DEFICIENCY OF MEANS OF FINANCING OVER EXPENDITURES</b>	<b>0</b>	<b>0</b>	<b>0</b>	<b>0</b>	<b>0</b>

**LAFOURCHE PARISH**  
**CONSOLIDATED OPERATING AND CAPITAL BUDGET SUMMARY STATEMENT**  
**FISCAL YEAR ENDING DECEMBER 31, 2006**

	Prior Year Actual 2004	2005 Original Budget	2005 Revised Budget	2005 Unaudited Estimates	2006 Budget
<b>Fund: 141      CACFP Program</b>					
<b><u>FUND BALANCE</u></b>	4,522	4,541	4,541	4,541	4,541
<b><u>REVENUES</u></b>					
INTERGOVERNMENTAL		(208,360)	(208,360)	208,360	(354,500)
<b>REVENUES</b>	<b>(194,695)</b>	<b>(208,360)</b>	<b>(208,360)</b>	<b>(208,360)</b>	<b>(354,500)</b>
<b><u>EXPENSES</u></b>					
SALARIES & WAGES		28,226	28,226	28,226	42,629
EMPLOYEE BENEFITS		16,436	16,436	16,436	16,658
OPERATING SERVICES		1,120	1,120	1,120	350
PROFESSIONAL SERVICES		130	130	130	50
OTHER SERVICES		6,030	6,030	6,030	4,750
SUPPLIES		156,419	156,419	156,419	287,061
MISCELLANEOUS		0	0	0	0
CAPITAL OUTLAY		0	0	0	3,000
<b>EXPENSES</b>	<b>194,714</b>	<b>208,360</b>	<b>208,360</b>	<b>208,360</b>	<b>354,498</b>
<b>TRANSFERS IN</b>					
<b>TRANSFERS OUT</b>					
<b>NET CHANGE IN CURRENT REVENUES &amp; OTHER SOURCES OVER EXPENDITURES &amp; OTHER USES</b>	<b>19</b>	<b>0</b>	<b>0</b>	<b>0</b>	<b>(2)</b>
<b>EXCESS DEFICIENCY OF MEANS OF FINANCING OVER EXPENDITURES</b>	<b>4,541</b>	<b>4,541</b>	<b>4,541</b>	<b>4,541</b>	<b>4,539</b>

**LAFOURCHE PARISH**  
**CONSOLIDATED OPERATING AND CAPITAL BUDGET SUMMARY STATEMENT**  
**FISCAL YEAR ENDING DECEMBER 31, 2006**

	Prior Year Actual 2004	2005 Original Budget	2005 Revised Budget	2005 Unaudited Estimates	2006 Budget
<b>Fund: 143      Weatherization</b>					
<b><u>FUND BALANCE</u></b>	0	23	23	23	23
<b><u>REVENUES</u></b>					
INTERGOVERNMENTAL		(168,345)	(168,345)	(168,345)	(38,385)
OTHER REVENUES		0	0	0	0
<b>REVENUES</b>	<b>(9,441)</b>	<b>(168,345)</b>	<b>(168,345)</b>	<b>(168,345)</b>	<b>(38,385)</b>
<b><u>EXPENSES</u></b>					
SALARIES & WAGES		63,638	63,638	63,638	23,073
EMPLOYEE BENEFITS		7,172	7,172	7,172	4,135
OPERATING SERVICES		0	0	0	0
PROFESSIONAL SERVICES		1,366	1,366	1,366	785
OTHER SERVICES		57,662	57,662	57,662	6,500
SUPPLIES		35,024	35,024	35,024	3,892
MISCELLANEOUS		0	0	0	0
CAPITAL OUTLAY		3,483	3,483	3,483	0
<b>EXPENSES</b>	<b>9,464</b>	<b>168,345</b>	<b>168,345</b>	<b>168,345</b>	<b>38,385</b>
<b>TRANSFERS IN</b>					
<b>TRANSFERS OUT</b>					
<b>NET CHANGE IN CURRENT REVENUES &amp; OTHER SOURCES OVER EXPENDITURES &amp; OTHER USES</b>	<b>23</b>	<b>0</b>	<b>0</b>	<b>0</b>	<b>0</b>
<b>EXCESS DEFICIENCY OF MEANS OF FINANCING OVER EXPENDITURES</b>	<b>23</b>	<b>23</b>	<b>23</b>	<b>23</b>	<b>23</b>

**LAFOURCHE PARISH**  
**CONSOLIDATED OPERATING AND CAPITAL BUDGET SUMMARY STATEMENT**  
**FISCAL YEAR ENDING DECEMBER 31, 2006**

	Prior Year Actual 2004	2005 Original Budget	2005 Revised Budget	2005 Unaudited Estimates	2006 Budget
<b>Fund: 144 LIHEAP</b>					
<b><u>FUND BALANCE</u></b>	2,866	2,864	2,864	2,864	2,864
<b><u>REVENUES</u></b>					
INTERGOVERNMENTAL		(23,867)	(23,867)	(23,867)	(23,445)
<b>REVENUES</b>	<b>(14,845)</b>	<b>(23,867)</b>	<b>(23,867)</b>	<b>(23,867)</b>	<b>(23,445)</b>
<b><u>EXPENSES</u></b>					
SALARIES & WAGES		14,450	14,450	14,450	16,386
EMPLOYEE BENEFITS		8,817	8,817	8,817	7,059
OPERATING SERVICES		0	0	0	0
SUPPLIES		0	0	0	0
MISCELLANEOUS		600	600	600	0
CAPITAL OUTLAY		0	0	0	0
<b>EXPENSES</b>	<b>14,842</b>	<b>23,867</b>	<b>23,867</b>	<b>23,867</b>	<b>23,445</b>
<b>TRANSFERS IN</b>					
<b>TRANSFERS OUT</b>					
<b>NET CHANGE IN CURRENT REVENUES &amp; OTHER SOURCES OVER EXPENDITURES &amp; OTHER USES</b>	<b>(3)</b>	<b>0</b>	<b>0</b>	<b>0</b>	<b>0</b>
<b>EXCESS DEFICIENCY OF MEANS OF FINANCING OVER EXPENDITURES</b>	<b>2,864</b>	<b>2,864</b>	<b>2,864</b>	<b>2,864</b>	<b>2,864</b>

**LAFOURCHE PARISH**  
**CONSOLIDATED OPERATING AND CAPITAL BUDGET SUMMARY STATEMENT**  
**FISCAL YEAR ENDING DECEMBER 31, 2006**

	Prior Year Actual 2004	2005 Original Budget	2005 Revised Budget	2005 Unaudited Estimates	2006 Budget
<b>Fund: 150 CSBG</b>					
<b><u>FUND BALANCE</u></b>	43	(62)	(62)	(62)	96
<b><u>REVENUES</u></b>					
INTERGOVERNMENTAL		(246,575)	(246,575)	(246,575)	(215,222)
OTHER REVENUES		0	0	0	0
<b>REVENUES</b>	<b>(264,087)</b>	<b>(246,575)</b>	<b>(246,575)</b>	<b>(246,575)</b>	<b>(215,222)</b>
<b><u>EXPENSES</u></b>					
SALARIES & WAGES		82,178	97,561	97,561	118,114
EMPLOYEE BENEFITS		35,469	38,859	38,859	46,290
OPERATING SERVICES		21,317	9,293	9,293	2,811
PROFESSIONAL SERVICES		103	194	194	100
OTHER SERVICES		34,546	22,570	22,570	22,618
SUPPLIES		11,154	10,788	10,788	9,644
MISCELLANEOUS		59,966	66,093	66,093	15,500
CAPITAL OUTLAY		2,000	1,374	1,374	0
<b>EXPENSES</b>	<b>263,982</b>	<b>246,733</b>	<b>246,733</b>	<b>246,733</b>	<b>215,077</b>
<b>TRANSFERS IN</b>					
<b>TRANSFERS OUT</b>					
<b>NET CHANGE IN CURRENT REVENUES &amp; OTHER SOURCES OVER EXPENDITURES &amp; OTHER USES</b>	<b>(105)</b>	<b>158</b>	<b>158</b>	<b>158</b>	<b>(145)</b>
<b>EXCESS DEFICIENCY OF MEANS OF FINANCING OVER EXPENDITURES</b>	<b>(62)</b>	<b>96</b>	<b>96</b>	<b>96</b>	<b>(49)</b>

**LAFOURCHE PARISH**  
**CONSOLIDATED OPERATING AND CAPITAL BUDGET SUMMARY STATEMENT**  
**FISCAL YEAR ENDING DECEMBER 31, 2006**

	Prior Year Actual 2004	2005 Original Budget	2005 Revised Budget	2005 Unaudited Estimates	2006 Budget
<b>Fund: 181 Coastal Zone Management</b>					
<b><u>FUND BALANCE</u></b>	(13,785)	(13,226)	(13,226)	(13,226)	(13,226)
<b><u>REVENUES</u></b>					
INTERGOVERNMENTAL		(55,000)	(60,000)	(60,000)	(65,000)
INVESTMENT EARNINGS		0	0	0	0
OTHER REVENUES		(18,495)	(18,495)	(18,495)	(18,495)
<b>REVENUES</b>	<b>(73,502)</b>	<b>(73,495)</b>	<b>(78,495)</b>	<b>(78,495)</b>	<b>(83,495)</b>
<b><u>EXPENSES</u></b>					
SALARIES & WAGES		52,784	50,184	50,184	52,712
EMPLOYEE BENEFITS		13,099	13,099	13,099	17,352
OPERATING SERVICES		1,924	1,924	1,924	7,900
PROFESSIONAL SERVICES		0	252	252	0
OTHER SERVICES		4,538	12,952	12,952	13,259
SUPPLIES		6,910	6,674	6,674	8,200
MISCELLANEOUS		56,595	56,595	56,595	39,496
CAPITAL OUTLAY		2,000	1,171	1,171	800,000
<b>EXPENSES</b>	<b>103,415</b>	<b>137,850</b>	<b>142,850</b>	<b>142,850</b>	<b>938,920</b>
<b>TRANSFERS IN</b>	<b>(36,505)</b>	<b>(64,355)</b>	<b>(64,355)</b>	<b>(64,355)</b>	<b>(849,355)</b>
<b>TRANSFERS OUT</b>	<b>7,150</b>	<b>0</b>	<b>0</b>	<b>0</b>	<b>0</b>
<b>NET CHANGE IN CURRENT REVENUES &amp; OTHER SOURCES OVER EXPENDITURES &amp; OTHER USES</b>	<b>558</b>	<b>0</b>	<b>0</b>	<b>0</b>	<b>6,070</b>
<b>EXCESS DEFICIENCY OF MEANS OF FINANCING OVER EXPENDITURES</b>	<b>(13,226)</b>	<b>(13,226)</b>	<b>(13,226)</b>	<b>(13,226)</b>	<b>(7,156)</b>

revised 11/29/05 prio

**LAFOURCHE PARISH**  
**CONSOLIDATED OPERATING AND CAPITAL BUDGET SUMMARY STATEMENT**  
**FISCAL YEAR ENDING DECEMBER 31, 2006**

	Prior Year Actual 2004	2005 Original Budget	2005 Revised Budget	2005 Unaudited Estimates	2006 Budget
<b>Fund: 183      Christmas Tree Program</b>					
<b><u>FUND BALANCE</u></b>	(67,154)	(57,875)	(57,875)	(57,875)	125
<b><u>REVENUES</u></b>					
INTERGOVERNMENTAL		(18,000)	(18,000)	(18,000)	(18,000)
<b>REVENUES</b>	<b>0</b>	<b>(18,000)</b>	<b>(18,000)</b>	<b>(18,000)</b>	<b>(18,000)</b>
<b><u>EXPENSES</u></b>					
OPERATING SERVICES		8,000	8,000	8,000	0
PROFESSIONAL SERVICES		0	0	0	16,200
OTHER SERVICES		0	0	0	147
SUPPLIES		17,400	17,400	17,400	0
MISCELLANEOUS		600	600	600	1,800
CAPITAL OUTLAY		0	0	0	0
<b>EXPENSES</b>	<b>9,279</b>	<b>26,000</b>	<b>26,000</b>	<b>26,000</b>	<b>18,147</b>
<b>TRANSFERS IN</b>	<b>0</b>	<b>0</b>	<b>0</b>	<b>0</b>	<b>0</b>
<b>TRANSFERS OUT</b>	<b>0</b>	<b>50,000</b>	<b>50,000</b>	<b>50,000</b>	<b>0</b>
<b>NET CHANGE IN CURRENT REVENUES &amp; OTHER SOURCES OVER EXPENDITURES &amp; OTHER USES</b>	<b>9,279</b>	<b>58,000</b>	<b>58,000</b>	<b>58,000</b>	<b>147</b>
<b>EXCESS DEFICIENCY OF MEANS OF FINANCING OVER EXPENDITURES</b>	<b>(57,875)</b>	<b>125</b>	<b>125</b>	<b>125</b>	<b>272</b>

**LAFOURCHE PARISH**  
**CONSOLIDATED OPERATING AND CAPITAL BUDGET SUMMARY STATEMENT**  
**FISCAL YEAR ENDING DECEMBER 31, 2006**

	Prior Year Actual 2004	2005 Original Budget	2005 Revised Budget	2005 Unaudited Estimates	2006 Budget
<b>Fund: 194      DOTD/DNR Grants</b>					
<b><u>FUND BALANCE</u></b>	0	0	0	0	1,505,420
<b><u>REVENUES</u></b>					
INTERGOVERNMENTAL		(1,455,420)	(1,455,420)	(1,455,420)	0
<b>REVENUES</b>	<b>(22,953)</b>	<b>(1,455,420)</b>	<b>(1,455,420)</b>	<b>(1,455,420)</b>	<b>0</b>
<b><u>EXPENSES</u></b>					
OPERATING SERVICES		3,010,840	3,010,840	3,010,840	0
PROFESSIONAL SERVICES		0	0	0	0
CAPITAL OUTLAY		0	0	0	0
<b>EXPENSES</b>	<b>22,953</b>	<b>3,010,840</b>	<b>3,010,840</b>	<b>3,010,840</b>	<b>0</b>
<b>TRANSFERS IN</b>	<b>0</b>	<b>(50,000)</b>	<b>(50,000)</b>	<b>(50,000)</b>	<b>0</b>
<b>TRANSFERS OUT</b>	<b>0</b>	<b>0</b>	<b>0</b>	<b>0</b>	<b>0</b>
<b>NET CHANGE IN CURRENT REVENUES &amp; OTHER SOURCES OVER EXPENDITURES &amp; OTHER USES</b>	<b>0</b>	<b>1,505,420</b>	<b>1,505,420</b>	<b>1,505,420</b>	<b>0</b>
<b>EXCESS DEFICIENCY OF MEANS OF FINANCING OVER EXPENDITURES</b>	<b>0</b>	<b>1,505,420</b>	<b>1,505,420</b>	<b>1,505,420</b>	<b>1,505,420</b>

**LAFOURCHE PARISH**  
**CONSOLIDATED OPERATING AND CAPITAL BUDGET SUMMARY STATEMENT**  
**FISCAL YEAR ENDING DECEMBER 31, 2006**

	Prior Year Actual 2004	2005 Original Budget	2005 Revised Budget	2005 Unaudited Estimates	2006 Budget
<b>Fund: 195      Morristown Sewerage District</b>					
<b><u>FUND BALANCE</u></b>	0	(40)	(40)	(40)	(10,040)
<b><u>REVENUES</u></b>					
INTERGOVERNMENTAL		(899,911)	(899,911)	(899,911)	0
<b>REVENUES</b>	<b>(12,491)</b>	<b>(899,911)</b>	<b>(899,911)</b>	<b>(899,911)</b>	<b>0</b>
<b><u>EXPENSES</u></b>					
OPERATING SERVICES		21,546	21,546	21,546	0
PROFESSIONAL SERVICES		184,933	184,933	184,933	0
CAPITAL OUTLAY		683,432	683,432	683,432	0
<b>EXPENSES</b>	<b>12,451</b>	<b>889,911</b>	<b>889,911</b>	<b>889,911</b>	<b>0</b>
<b>TRANSFERS IN</b>					
<b>TRANSFERS OUT</b>					
<b>NET CHANGE IN CURRENT REVENUES &amp; OTHER SOURCES OVER EXPENDITURES &amp; OTHER USES</b>	<b>(40)</b>	<b>(10,000)</b>	<b>(10,000)</b>	<b>(10,000)</b>	<b>0</b>
<b>EXCESS DEFICIENCY OF MEANS OF FINANCING OVER EXPENDITURES</b>	<b>(40)</b>	<b>(10,040)</b>	<b>(10,040)</b>	<b>(10,040)</b>	<b>(10,040)</b>

**LAFOURCHE PARISH**  
**CONSOLIDATED OPERATING AND CAPITAL BUDGET SUMMARY STATEMENT**  
**FISCAL YEAR ENDING DECEMBER 31, 2006**

	Prior Year Actual 2004	2005 Original Budget	2005 Revised Budget	2005 Unaudited Estimates	2006 Budget
<b>Fund: 196 FEMA Acquisition/Elevation</b>					
<b><u>FUND BALANCE</u></b>	0	(204,110)	(204,110)	(204,110)	(427,945)
<b><u>REVENUES</u></b>					
INTERGOVERNMENTAL		(323,180)	(323,180)	(323,180)	0
<b>REVENUES</b>	<b>(323,180)</b>	<b>(323,180)</b>	<b>(323,180)</b>	<b>(323,180)</b>	<b>0</b>
<b><u>EXPENSES</u></b>					
PROFESSIONAL SERVICES		0	0	0	0
OTHER SERVICES		0	0	0	0
CAPITAL OUTLAY		99,345	99,345	99,345	0
<b>EXPENSES</b>	<b>119,070</b>	<b>99,345</b>	<b>99,345</b>	<b>99,345</b>	<b>0</b>
<b>TRANSFERS IN</b>					
<b>TRANSFERS OUT</b>					
<b>NET CHANGE IN CURRENT REVENUES &amp; OTHER SOURCES OVER EXPENDITURES &amp; OTHER USES</b>	<b>(204,110)</b>	<b>(223,835)</b>	<b>(223,835)</b>	<b>(223,835)</b>	<b>0</b>
<b>EXCESS DEFICIENCY OF MEANS OF FINANCING OVER EXPENDITURES</b>	<b>(204,110)</b>	<b>(427,945)</b>	<b>(427,945)</b>	<b>(427,945)</b>	<b>(427,945)</b>

**LAFOURCHE PARISH**  
**CONSOLIDATED OPERATING AND CAPITAL BUDGET SUMMARY STATEMENT**  
**FISCAL YEAR ENDING DECEMBER 31, 2006**

	Prior Year Actual 2004	2005 Original Budget	2005 Revised Budget	2005 Unaudited Estimates	2006 Budget
<b>Fund: 201      RSTD 2 - Construction</b>					
<b><u>FUND BALANCE</u></b>	(97,264)	0	0	0	0
<b><u>REVENUES</u></b>					
INVESTMENT EARNINGS		0	(2,078)	(2,078)	0
<b>REVENUES</b>	(1,032)	0	(2,078)	(2,078)	0
<b><u>EXPENSES</u></b>					
OPERATING SERVICES		0	2,190,729	2,092,466	2,818,112
PROFESSIONAL SERVICES		0	0	0	384,288
CAPITAL OUTLAY		0	0	0	0
<b>EXPENSES</b>	136,315	0	2,190,729	2,092,466	3,202,400
<b>TRANSFERS IN</b>	(38,019)	0	(2,090,387)	(2,090,387)	(3,202,400)
<b>TRANSFERS OUT</b>	0	0	0	0	0
<b>NET CHANGE IN CURRENT REVENUES &amp; OTHER SOURCES OVER EXPENDITURES &amp; OTHER USES</b>	97,264	0	97,263	0	0
<b>EXCESS DEFICIENCY OF MEANS OF FINANCING OVER EXPENDITURES</b>	0	0	98,263	0	0

**LAFOURCHE PARISH**  
**CONSOLIDATED OPERATING AND CAPITAL BUDGET SUMMARY STATEMENT**  
**FISCAL YEAR ENDING DECEMBER 31, 2006**

	Prior Year Actual 2004	2005 Original Budget	2005 Revised Budget	2005 Unaudited Estimates	2006 Budget
<b>Fund: 203      RSTD 6 - Construction</b>					
<b><u>FUND BALANCE</u></b>	(255,920)	(114,338)	(114,338)	(114,338)	0
<b><u>REVENUES</u></b>					
INVESTMENT EARNINGS		(2,096)	(2,096)	(2,096)	0
<b>REVENUES</b>	(2,157)	(2,096)	(2,096)	(2,096)	0
<b><u>EXPENSES</u></b>					
OPERATING SERVICES		633,032	633,032	619,889	0
PROFESSIONAL SERVICES		0	0	0	0
CAPITAL OUTLAY		0	0	0	0
<b>EXPENSES</b>	143,739	633,032	633,032	619,889	0
<b>TRANSFERS IN</b>	0	(753,804)	(753,804)	(753,804)	0
<b>TRANSFERS OUT</b>	0	250,350	250,350	250,350	0
<b>NET CHANGE IN CURRENT REVENUES &amp; OTHER SOURCES OVER EXPENDITURES &amp; OTHER USES</b>	141,582	127,482	127,482	114,338	0
<b>EXCESS DEFICIENCY OF MEANS OF FINANCING OVER EXPENDITURES</b>	(114,338)	13,143	13,143	0	0

**LAFOURCHE PARISH**  
**CONSOLIDATED OPERATING AND CAPITAL BUDGET SUMMARY STATEMENT**  
**FISCAL YEAR ENDING DECEMBER 31, 2006**

	Prior Year Actual 2004	2005 Original Budget	2005 Revised Budget	2005 Unaudited Estimates	2006 Budget
<b>Fund: 204      RSTD 3 - Construction</b>					
<b><u>FUND BALANCE</u></b>	(68,411)	(95)	(95)	(95)	0
<b><u>REVENUES</u></b>					
INVESTMENT EARNINGS		(27)	(27)	(27)	0
<b>REVENUES</b>	(18)	(27)	(27)	(27)	0
<b><u>EXPENSES</u></b>					
OPERATING SERVICES		0	206,712	176,730	0
PROFESSIONAL SERVICES		0	0	0	0
CAPITAL OUTLAY		0	0	0	0
<b>EXPENSES</b>	273,227	0	206,712	176,730	0
<b>TRANSFERS IN</b>	(341,620)	(426,958)	(426,958)	(426,958)	0
<b>TRANSFERS OUT</b>	0	250,350	250,350	250,350	0
<b>NET CHANGE IN CURRENT REVENUES &amp; OTHER SOURCES OVER EXPENDITURES &amp; OTHER USES</b>	(68,393)	(176,635)	30,077	95	0
<b>EXCESS DEFICIENCY OF MEANS OF FINANCING OVER EXPENDITURES</b>	(95)	(176,730)	29,982	0	0

**LAFOURCHE PARISH**  
**CONSOLIDATED OPERATING AND CAPITAL BUDGET SUMMARY STATEMENT**  
**FISCAL YEAR ENDING DECEMBER 31, 2006**

	Prior Year Actual 2004	2005 Original Budget	2005 Revised Budget	2005 Unaudited Estimates	2006 Budget
<b>Fund: 206 RSTD 3,5,6 - Construction (2005 Bonding)</b>					
<b><u>FUND BALANCE</u></b>	0	0	0	0	0
<b><u>REVENUES</u></b>					
INVESTMENT EARNINGS		0	0	0	0
OTHER REVENUES		0	0	0	0
<b>REVENUES</b>	<b>0</b>	<b>0</b>	<b>0</b>	<b>0</b>	<b>0</b>
<b><u>EXPENSES</u></b>					
OPERATING SERVICES		14,578,289	14,313,965	2,924,509	9,445,674
PROFESSIONAL SERVICES		0	263,324	200,000	1,422,394
OTHER SERVICES		0	1,000	0	0
CAPITAL OUTLAY		0	0	0	985,212
<b>EXPENSES</b>	<b>0</b>	<b>14,578,289</b>	<b>14,578,289</b>	<b>3,124,509</b>	<b>11,853,280</b>
<b>TRANSFERS IN</b>	<b>0</b>	<b>(14,578,289)</b>	<b>(14,578,289)</b>	<b>(3,124,509)</b>	<b>(11,853,280)</b>
<b>TRANSFERS OUT</b>	<b>0</b>	<b>0</b>	<b>0</b>	<b>0</b>	<b>0</b>
<b>NET CHANGE IN CURRENT REVENUES &amp; OTHER SOURCES OVER EXPENDITURES &amp; OTHER USES</b>	<b>0</b>	<b>0</b>	<b>0</b>	<b>0</b>	<b>0</b>
<b>EXCESS DEFICIENCY OF MEANS OF FINANCING OVER EXPENDITURES</b>	<b>0</b>	<b>0</b>	<b>0</b>	<b>0</b>	<b>0</b>

REVISED 11/30/05

**LAFOURCHE PARISH**  
**CONSOLIDATED OPERATING AND CAPITAL BUDGET SUMMARY STATEMENT**  
**FISCAL YEAR ENDING DECEMBER 31, 2006**

	Prior Year Actual 2004	2005 Original Budget	2005 Revised Budget	2005 Unaudited Estimates	2006 Budget
<b>Fund: 301      1999 Cert of Indebtness</b>					
<b><u>FUND BALANCE</u></b>	(889,013)	(637,735)	(637,735)	(637,735)	(11,972)
<b><u>REVENUES</u></b>					
INVESTMENT EARNINGS		0	0	0	0
OTHER REVENUES		0	0	0	0
<b>REVENUES</b>	(3,182)	0	0	0	0
<b><u>EXPENSES</u></b>					
DEBT SERVICE		625,763	625,763	625,763	0
<b>EXPENSES</b>	890,985	625,763	625,763	625,763	0
TRANSFERS IN	(636,525)	0	0	0	0
TRANSFERS OUT	0	0	0	0	0
NET CHANGE IN CURRENT REVENUES & OTHER SOURCES OVER EXPENDITURES & OTHER USES	251,278	625,763	625,763	625,763	0
EXCESS DEFICIENCY OF MEANS OF FINANCING OVER EXPENDITURES	(637,735)	(11,972)	(11,972)	(11,972)	(11,972)

**LAFOURCHE PARISH**  
**CONSOLIDATED OPERATING AND CAPITAL BUDGET SUMMARY STATEMENT**  
**FISCAL YEAR ENDING DECEMBER 31, 2006**

	Prior Year Actual 2004	2005 Original Budget	2005 Revised Budget	2005 Unaudited Estimates	2006 Budget
<b>Fund: 302      Sinking Fund - Bldg &amp; RSTD 3, 5, 6 (Old)</b>					
<b><u>FUND BALANCE</u></b>	(487,744)	(385,102)	(385,102)	(385,102)	(391,220)
<b><u>REVENUES</u></b>					
INVESTMENT EARNINGS		(886)	(886)	(886)	(2,000)
OTHER REVENUES		0	0	0	0
<b>REVENUES</b>	<b>(1,187)</b>	<b>(886)</b>	<b>(886)</b>	<b>(886)</b>	<b>(2,000)</b>
<b><u>EXPENSES</u></b>					
DEBT SERVICE		590,000	590,000	590,000	791,704
CAPITAL OUTLAY		0	0	0	0
<b>EXPENSES</b>	<b>702,564</b>	<b>590,000</b>	<b>590,000</b>	<b>590,000</b>	<b>791,704</b>
<b>TRANSFERS IN</b>	<b>(598,735)</b>	<b>(595,232)</b>	<b>(595,232)</b>	<b>(595,232)</b>	<b>(924,100)</b>
<b>TRANSFERS OUT</b>	<b>0</b>	<b>0</b>	<b>0</b>	<b>0</b>	<b>0</b>
<b>NET CHANGE IN CURRENT REVENUES &amp; OTHER SOURCES OVER EXPENDITURES &amp; OTHER USES</b>	<b>102,642</b>	<b>(6,118)</b>	<b>(6,118)</b>	<b>(6,118)</b>	<b>(134,396)</b>
<b>EXCESS DEFICIENCY OF MEANS OF FINANCING OVER EXPENDITURES</b>	<b>(385,102)</b>	<b>(391,220)</b>	<b>(391,220)</b>	<b>(391,220)</b>	<b>(525,616)</b>

**LAFOURCHE PARISH**  
**CONSOLIDATED OPERATING AND CAPITAL BUDGET SUMMARY STATEMENT**  
**FISCAL YEAR ENDING DECEMBER 31, 2006**

	Prior Year Actual 2004	2005 Original Budget	2005 Revised Budget	2005 Unaudited Estimates	2006 Budget
<b>Fund: 303      Sinking Fund - RSTD 3</b>					
<b><u>FUND BALANCE</u></b>	(233,361)	(243,205)	(243,205)	(243,205)	(249,271)
<b><u>REVENUES</u></b>					
INVESTMENT EARNINGS		(1,770)	(1,770)	(1,770)	(2,300)
<b>REVENUES</b>	(2,081)	(1,770)	(1,770)	(1,770)	(2,300)
<b><u>EXPENSES</u></b>					
DEBT SERVICE		417,698	417,698	417,698	413,388
<b>EXPENSES</b>	416,343	417,698	417,698	417,698	413,388
<b>TRANSFERS IN</b>	(424,107)	(421,994)	(421,994)	(421,994)	(420,929)
<b>TRANSFERS OUT</b>	0	0	0	0	0
<b>NET CHANGE IN CURRENT REVENUES &amp; OTHER SOURCES OVER EXPENDITURES &amp; OTHER USES</b>	(9,844)	(6,066)	(6,066)	(6,066)	(9,841)
<b>EXCESS DEFICIENCY OF MEANS OF FINANCING OVER EXPENDITURES</b>	(243,205)	(249,271)	(249,271)	(249,271)	(259,112)

**LAFOURCHE PARISH**  
**CONSOLIDATED OPERATING AND CAPITAL BUDGET SUMMARY STATEMENT**  
**FISCAL YEAR ENDING DECEMBER 31, 2006**

	Prior Year Actual 2004	2005 Original Budget	2005 Revised Budget	2005 Unaudited Estimates	2006 Budget
<b>Fund: 304      Reserve - RSTD 3</b>					
<b><u>FUND BALANCE</u></b>	(450,574)	(450,578)	(450,578)	(450,579)	(450,579)
<b><u>REVENUES</u></b>					
INVESTMENT EARNINGS		(4,355)	(4,355)	(4,355)	(10,500)
<b>REVENUES</b>	(5,554)	(4,355)	(4,355)	(4,355)	(10,500)
<b><u>EXPENSES</u></b>					
DEBT SERVICE		0	0	0	0
<b>EXPENSES</b>	0	0	0	0	0
<b>TRANSFERS IN</b>	0	0	0	0	0
<b>TRANSFERS OUT</b>	5,550	4,354	4,354	4,354	10,500
<b>NET CHANGE IN CURRENT REVENUES &amp; OTHER SOURCES OVER EXPENDITURES &amp; OTHER USES</b>	(4)	(1)	(1)	(1)	0
<b>EXCESS DEFICIENCY OF MEANS OF FINANCING OVER EXPENDITURES</b>	(450,578)	(450,579)	(450,579)	(450,579)	(450,579)

**LAFOURCHE PARISH**  
**CONSOLIDATED OPERATING AND CAPITAL BUDGET SUMMARY STATEMENT**  
**FISCAL YEAR ENDING DECEMBER 31, 2006**

	Prior Year Actual 2004	2005 Original Budget	2005 Revised Budget	2005 Unaudited Estimates	2006 Budget
<b>Fund: 305      Sinking Fund - RSTD 5</b>					
<b><u>FUND BALANCE</u></b>	(576,695)	(590,184)	(590,184)	(590,184)	(606,172)
<b><u>REVENUES</u></b>					
INVESTMENT EARNINGS		(2,538)	(2,538)	(2,538)	(3,000)
<b>REVENUES</b>	<b>(3,622)</b>	<b>(2,538)</b>	<b>(2,538)</b>	<b>(2,538)</b>	<b>(3,000)</b>
<b><u>EXPENSES</u></b>					
DEBT SERVICE		924,860	924,860	924,860	919,160
<b>EXPENSES</b>	<b>933,635</b>	<b>924,860</b>	<b>924,860</b>	<b>924,860</b>	<b>919,160</b>
TRANSFERS IN	(943,502)	(938,310)	(938,310)	(938,310)	(927,744)
TRANSFERS OUT	0	0	0	0	0
NET CHANGE IN CURRENT REVENUES & OTHER SOURCES OVER EXPENDITURES & OTHER USES	(13,489)	(15,988)	(15,988)	(15,988)	(11,584)
EXCESS DEFICIENCY OF MEANS OF FINANCING OVER EXPENDITURES	(590,184)	(606,172)	(606,172)	(606,172)	(617,756)

**LAFOURCHE PARISH**  
**CONSOLIDATED OPERATING AND CAPITAL BUDGET SUMMARY STATEMENT**  
**FISCAL YEAR ENDING DECEMBER 31, 2006**

	Prior Year Actual 2004	2005 Original Budget	2005 Revised Budget	2005 Unaudited Estimates	2006 Budget
<b>Fund: 306      Reserve - RSTD 5</b>					
<b><u>FUND BALANCE</u></b>	(900,000)	(900,000)	(900,000)	(900,000)	(900,000)
<b><u>REVENUES</u></b>					
INVESTMENT EARNINGS		(8,690)	(8,690)	(8,690)	(20,000)
<b>REVENUES</b>	(11,091)	(8,690)	(8,690)	(8,690)	(20,000)
<b><u>EXPENSES</u></b>					
DEBT SERVICE		0	0	0	0
<b>EXPENSES</b>	0	0	0	0	0
<b>TRANSFERS IN</b>	0	0	0	0	0
<b>TRANSFERS OUT</b>	11,091	8,690	8,690	8,690	20,000
<b>NET CHANGE IN CURRENT REVENUES &amp; OTHER SOURCES OVER EXPENDITURES &amp; OTHER USES</b>	0	0	0	0	0
<b>EXCESS DEFICIENCY OF MEANS OF FINANCING OVER EXPENDITURES</b>	(900,000)	(900,000)	(900,000)	(900,000)	(900,000)

**LAFOURCHE PARISH**  
**CONSOLIDATED OPERATING AND CAPITAL BUDGET SUMMARY STATEMENT**  
**FISCAL YEAR ENDING DECEMBER 31, 2006**

	Prior Year Actual 2004	2005 Original Budget	2005 Revised Budget	2005 Unaudited Estimates	2006 Budget
<b>Fund: 307      Sinking Fund - RSTD 6</b>					
<b><u>FUND BALANCE</u></b>	(288,207)	(292,285)	(292,285)	(292,285)	(300,338)
<b><u>REVENUES</u></b>					
INVESTMENT EARNINGS		(1,270)	(1,270)	(1,270)	(1,500)
<b>REVENUES</b>	(1,229)	(1,270)	(1,270)	(1,270)	(1,500)
<b><u>EXPENSES</u></b>					
DEBT SERVICE		459,940	459,940	459,940	457,265
<b>EXPENSES</b>	466,740	459,940	459,940	459,940	457,265
<b>TRANSFERS IN</b>	(469,590)	(466,723)	(466,723)	(466,723)	(463,699)
<b>TRANSFERS OUT</b>	0	0	0	0	0
<b>NET CHANGE IN CURRENT REVENUES &amp; OTHER SOURCES OVER EXPENDITURES &amp; OTHER USES</b>	(4,078)	(8,053)	(8,053)	(8,053)	(7,934)
<b>EXCESS DEFICIENCY OF MEANS OF FINANCING OVER EXPENDITURES</b>	(292,285)	(300,338)	(300,338)	(300,338)	(308,272)

**LAFOURCHE PARISH**  
**CONSOLIDATED OPERATING AND CAPITAL BUDGET SUMMARY STATEMENT**  
**FISCAL YEAR ENDING DECEMBER 31, 2006**

	Prior Year Actual 2004	2005 Original Budget	2005 Revised Budget	2005 Unaudited Estimates	2006 Budget
<b>Fund: 308      Reserve - RSTD 6</b>					
<b><u>FUND BALANCE</u></b>	(450,000)	(450,000)	(450,000)	(450,000)	(450,000)
<b><u>REVENUES</u></b>					
INVESTMENT EARNINGS		(4,350)	(4,350)	(4,350)	(10,500)
<b>REVENUES</b>	(5,550)	(4,350)	(4,350)	(4,350)	(10,500)
<b><u>EXPENSES</u></b>					
DEBT SERVICE		0	0	0	0
<b>EXPENSES</b>	0	0	0	0	0
TRANSFERS IN	0	0	0	0	0
TRANSFERS OUT	5,550	4,350	4,350	4,350	10,500
NET CHANGE IN CURRENT REVENUES & OTHER SOURCES OVER EXPENDITURES & OTHER USES	0	0	0	0	0
EXCESS DEFICIENCY OF MEANS OF FINANCING OVER EXPENDITURES	(450,000)	(450,000)	(450,000)	(450,000)	(450,000)

**LAFOURCHE PARISH**  
**CONSOLIDATED OPERATING AND CAPITAL BUDGET SUMMARY STATEMENT**  
**FISCAL YEAR ENDING DECEMBER 31, 2006**

	Prior Year Actual 2004	2005 Original Budget	2005 Revised Budget	2005 Unaudited Estimates	2006 Budget
<b>Fund: 309      Reserve - RSTD 3</b>					
<b><u>FUND BALANCE</u></b>	(87,834)	(118,834)	(118,834)	(118,834)	(149,834)
<b><u>REVENUES</u></b>					
INVESTMENT EARNINGS		(930)	(930)	(930)	(2,000)
<b>REVENUES</b>	(1,303)	(930)	(930)	(930)	(2,000)
<b><u>EXPENSES</u></b>					
DEBT SERVICE		0	0	0	0
<b>EXPENSES</b>	0	0	0	0	0
<b>TRANSFERS IN</b>	(31,000)	(31,000)	(31,000)	(31,000)	(10,334)
<b>TRANSFERS OUT</b>	1,303	930	930	930	2,000
<b>NET CHANGE IN CURRENT REVENUES &amp; OTHER SOURCES OVER EXPENDITURES &amp; OTHER USES</b>	(31,000)	(31,000)	(31,000)	(31,000)	(10,334)
<b>EXCESS DEFICIENCY OF MEANS OF FINANCING OVER EXPENDITURES</b>	(118,834)	(149,834)	(149,834)	(149,834)	(160,168)

**LAFOURCHE PARISH**  
**CONSOLIDATED OPERATING AND CAPITAL BUDGET SUMMARY STATEMENT**  
**FISCAL YEAR ENDING DECEMBER 31, 2006**

	Prior Year Actual 2004	2005 Original Budget	2005 Revised Budget	2005 Unaudited Estimates	2006 Budget
<b>Fund: 310      Sinking Fund - Series 2001</b>					
<b><u>FUND BALANCE</u></b>	(78,922)	(82,256)	(82,256)	(82,256)	(85,383)
<b><u>REVENUES</u></b>					
INVESTMENT EARNINGS		(660)	(660)	(660)	(2,000)
<b>REVENUES</b>	(824)	(660)	(660)	(660)	(2,000)
<b><u>EXPENSES</u></b>					
DEBT SERVICE		163,960	163,960	163,960	163,630
<b>EXPENSES</b>	164,030	163,960	163,960	163,960	163,630
<b>TRANSFERS IN</b>	(166,540)	(166,427)	(166,427)	(166,427)	(166,054)
<b>TRANSFERS OUT</b>	0	0	0	0	0
<b>NET CHANGE IN CURRENT REVENUES &amp; OTHER SOURCES OVER EXPENDITURES &amp; OTHER USES</b>	(3,334)	(3,127)	(3,127)	(3,127)	(4,424)
<b>EXCESS DEFICIENCY OF MEANS OF FINANCING OVER EXPENDITURES</b>	(82,256)	(85,383)	(85,383)	(85,383)	(89,807)

**LAFOURCHE PARISH**  
**CONSOLIDATED OPERATING AND CAPITAL BUDGET SUMMARY STATEMENT**  
**FISCAL YEAR ENDING DECEMBER 31, 2006**

	Prior Year Actual 2004	2005 Original Budget	2005 Revised Budget	2005 Unaudited Estimates	2006 Budget
<b>Fund: 311      Sinking Fund - Series 2003</b>					
<b><u>FUND BALANCE</u></b>	(1,667,377)	(1,924,215)	(1,924,215)	(1,924,215)	(1,943,731)
<b><u>REVENUES</u></b>					
INVESTMENT EARNINGS		(7,300)	(7,300)	(7,300)	(20,000)
OTHER REVENUES		0	0	0	0
<b>REVENUES</b>	<b>(14,064)</b>	<b>(7,300)</b>	<b>(7,300)</b>	<b>(7,300)</b>	<b>(20,000)</b>
<b><u>EXPENSES</u></b>					
DEBT SERVICE		2,499,753	2,499,753	2,499,753	2,483,753
<b>EXPENSES</b>	<b>2,146,632</b>	<b>2,499,753</b>	<b>2,499,753</b>	<b>2,499,753</b>	<b>2,483,753</b>
<b>TRANSFERS IN</b>	<b>(2,389,407)</b>	<b>(2,511,969)</b>	<b>(2,511,969)</b>	<b>(2,511,969)</b>	<b>(2,527,163)</b>
<b>TRANSFERS OUT</b>	<b>0</b>	<b>0</b>	<b>0</b>	<b>0</b>	<b>0</b>
<b>NET CHANGE IN CURRENT REVENUES &amp; OTHER SOURCES OVER EXPENDITURES &amp; OTHER USES</b>	<b>(256,838)</b>	<b>(19,516)</b>	<b>(19,516)</b>	<b>(19,516)</b>	<b>(63,410)</b>
<b>EXCESS DEFICIENCY OF MEANS OF FINANCING OVER EXPENDITURES</b>	<b>(1,924,215)</b>	<b>(1,943,731)</b>	<b>(1,943,731)</b>	<b>(1,943,731)</b>	<b>(2,007,141)</b>

**LAFOURCHE PARISH**  
**CONSOLIDATED OPERATING AND CAPITAL BUDGET SUMMARY STATEMENT**  
**FISCAL YEAR ENDING DECEMBER 31, 2006**

	Prior Year Actual 2004	2005 Original Budget	2005 Revised Budget	2005 Unaudited Estimates	2006 Budget
<b>Fund: 312      Sinking Fund - Veterans' Memorial</b>					
<b><u>FUND BALANCE</u></b>	0	(875)	(875)	(875)	(14,450)
<b><u>REVENUES</u></b>					
INVESTMENT EARNINGS		0	0	(2,000)	0
<b>REVENUES</b>	<b>(875)</b>	<b>0</b>	<b>0</b>	<b>(2,000)</b>	<b>0</b>
<b><u>EXPENSES</u></b>					
DEBT SERVICE		0	0	89,037	0
<b>EXPENSES</b>	<b>0</b>	<b>0</b>	<b>0</b>	<b>89,037</b>	<b>0</b>
TRANSFERS IN	0	0	0	(101,487)	0
TRANSFERS OUT	0	0	0	0	0
NET CHANGE IN CURRENT REVENUES & OTHER SOURCES OVER EXPENDITURES & OTHER USES	(875)	0	0	(14,450)	0
EXCESS DEFICIENCY OF MEANS OF FINANCING OVER EXPENDITURES	(875)	(875)	(875)	(14,450)	(14,450)

Revised 11/30/05

**LAFOURCHE PARISH**  
**CONSOLIDATED OPERATING AND CAPITAL BUDGET SUMMARY STATEMENT**  
**FISCAL YEAR ENDING DECEMBER 31, 2006**

	Prior Year Actual 2004	2005 Original Budget	2005 Revised Budget	2005 Unaudited Estimates	2006 Budget
<b>Fund: 313      Reserve - RSTD 3,5,6 (2005 Bonds)</b>					
<b><u>FUND BALANCE</u></b>	0	0	0	0	(1,500,000)
<b><u>REVENUES</u></b>					
INVESTMENT EARNINGS		0	0	0	(10,000)
<b>REVENUES</b>	0	0	0	0	(10,000)
<b><u>EXPENSES</u></b>					
DEBT SERVICE		0	0	0	0
<b>EXPENSES</b>	0	0	0	0	0
<b>TRANSFERS IN</b>	0	(1,500,000)	(1,500,000)	(1,500,000)	0
<b>TRANSFERS OUT</b>	0	0	0	0	10,000
<b>NET CHANGE IN CURRENT REVENUES &amp; OTHER SOURCES OVER EXPENDITURES &amp; OTHER USES</b>	0	(1,500,000)	(1,500,000)	(1,500,000)	0
<b>EXCESS DEFICIENCY OF MEANS OF FINANCING OVER EXPENDITURES</b>	0	(1,500,000)	(1,500,000)	(1,500,000)	(1,500,000)

**LAFOURCHE PARISH**  
**CONSOLIDATED OPERATING AND CAPITAL BUDGET SUMMARY STATEMENT**  
**FISCAL YEAR ENDING DECEMBER 31, 2006**

	Prior Year Actual 2004	2005 Original Budget	2005 Revised Budget	2005 Unaudited Estimates	2006 Budget
<b>Fund: 314      Sinking Fund - RSTD 3,5,6 (2005 Bonds)</b>					
<b><u>FUND BALANCE</u></b>	0	0	0	0	(11,453,780)
<b><u>REVENUES</u></b>					
INVESTMENT EARNINGS		0	0	0	(200,500)
OTHER REVENUES		(15,037,688)	(15,037,688)	(15,037,688)	0
<b>REVENUES</b>	<b>0</b>	<b>(15,037,688)</b>	<b>(15,037,688)</b>	<b>(15,037,688)</b>	<b>(200,500)</b>
<b><u>EXPENSES</u></b>					
DEBT SERVICE		960,099	960,099	960,099	647,064
<b>EXPENSES</b>	<b>0</b>	<b>960,099</b>	<b>960,099</b>	<b>960,099</b>	<b>647,064</b>
TRANSFERS IN	0	(500,700)	(500,700)	(500,700)	(846,064)
TRANSFERS OUT	0	14,578,289	14,578,289	3,124,509	11,853,280
<b>NET CHANGE IN CURRENT REVENUES &amp; OTHER SOURCES OVER EXPENDITURES &amp; OTHER USES</b>	<b>0</b>	<b>0</b>	<b>0</b>	<b>(11,453,780)</b>	<b>11,453,780</b>
<b>EXCESS DEFICIENCY OF MEANS OF FINANCING OVER EXPENDITURES</b>	<b>0</b>	<b>0</b>	<b>0</b>	<b>(11,453,780)</b>	<b>0</b>

**LAFOURCHE PARISH**  
**CONSOLIDATED OPERATING AND CAPITAL BUDGET SUMMARY STATEMENT**  
**FISCAL YEAR ENDING DECEMBER 31, 2006**

	Prior Year Actual 2004	2005 Original Budget	2005 Revised Budget	2005 Unaudited Estimates	2006 Budget
<b>Fund: 601      Internal Service Fund - Workers' Comp</b>					
<b><u>FUND BALANCE</u></b>	(728,954)	(679,908)	(679,908)	(679,908)	(587,318)
<b><u>REVENUES</u></b>					
CHARGES FOR SERVICES		(310,000)	(310,000)	(310,000)	(360,000)
INVESTMENT EARNINGS		(6,200)	(6,200)	(6,200)	(12,000)
OTHER REVENUES		0	0	0	0
<b>REVENUES</b>	<b>(335,141)</b>	<b>(316,200)</b>	<b>(316,200)</b>	<b>(316,200)</b>	<b>(372,000)</b>
<b><u>EXPENSES</u></b>					
SALARIES & WAGES		54,166	54,166	54,166	42,412
EMPLOYEE BENEFITS		64,272	61,522	61,522	14,393
OPERATING SERVICES		0	0	0	0
PROFESSIONAL SERVICES		1,386	1,386	1,386	210,500
OTHER SERVICES		275,732	278,482	278,482	89,800
SUPPLIES		5,643	5,643	5,643	3,000
MISCELLANEOUS		7,563	7,563	7,563	8,000
DEBT SERVICE		28	28	28	150
<b>EXPENSES</b>	<b>384,188</b>	<b>408,790</b>	<b>408,790</b>	<b>408,790</b>	<b>368,255</b>
<b>TRANSFERS IN</b>	<b>0</b>	<b>0</b>	<b>0</b>	<b>0</b>	<b>0</b>
<b>TRANSFERS OUT</b>	<b>0</b>	<b>0</b>	<b>0</b>	<b>0</b>	<b>0</b>
<b>NET CHANGE IN CURRENT REVENUES &amp; OTHER SOURCES OVER EXPENDITURES &amp; OTHER USES</b>	<b>49,046</b>	<b>92,590</b>	<b>92,590</b>	<b>92,590</b>	<b>(3,745)</b>
<b>EXCESS DEFICIENCY OF MEANS OF FINANCING OVER EXPENDITURES</b>	<b>(679,908)</b>	<b>(587,318)</b>	<b>(587,318)</b>	<b>(587,318)</b>	<b>(591,063)</b>